



Date: _____ Type: _____

Firm Name: _____

Project: _____

iW Cove MX Powercore

1 ft (305 mm) 110° x 110° (wide) beam angle


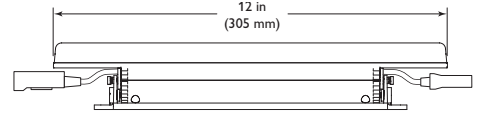
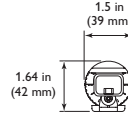
Premium interior linear LED cove and accent fixture with intelligent white light

iW Cove MX Powercore is a high-performance, white-light LED fixture that brilliantly illuminates alcoves and other interior spaces wherever adjustable color temperature is required. With three channels of warm, neutral, and cool LED sources, this compact, versatile fixture offers a color temperature range of 2700 K to 6500 K. With its rotating housing, flexible end-to-end locking power connectors, and wide and medium beam angles, iW Cove MX Powercore is the perfect choice for retail, exhibit, hospitality, and architectural applications.

- Superior beam quality — Available in 1 ft (305 mm) and 4 ft (1.2 m) die-cast aluminum housings with wide (110° x 110°) and medium (50° x 70°) beam angles. Delivers striation-free light within close distance from fixture placement with no visible light scalloping between fixtures.
- High-performance illumination in a wide range of color temperatures — Channels of warm, neutral, and cool white LEDs produce color temperatures ranging from 2700 K to 6500 K. Offers the greatest possible light intensity at all color temperatures. Fixture brightness can be varied while maintaining constant color temperature.
- Superior binning algorithm sets new standard for color consistency — iW Cove MX Powercore exceeds the recognized standards for color quality to guarantee uniformity and consistency of hue and color temperature across LEDs, fixtures, and manufacturing runs.
- Integrates Powercore technology — Powercore technology rapidly, efficiently, and accurately controls power output to fixtures directly from line voltage. The Philips Data Enabler Pro merges line voltage with control

and delivers them to the fixture over a single standard cable, dramatically simplifying installation and lowering total system cost.

- Universal power input range — Power input of 100 to 240 VAC for consistent installation anywhere in the world.
- Easy installation — By delivering line voltage directly to the fixtures, Powercore simplifies installation by reducing the number of external power supplies, allowing long product runs and eliminating the need for special wiring. Easy-to-install 4 ft (1.2 m) mounting tracks allow quick project setup in linear applications.



- Flexible mounting and positioning — With end-to-end locking power connectors that can make 180° turns, these compact cove fixtures are easy to position in even the most challenging mounting circumstances. 1 ft (305 mm) and 5 ft (1.5 m) jumper cables can add extra space between fixtures. Optional mounting tracks support vertical and overhead positioning.

For detailed product information, please refer to the iW Cove MX Powercore Product Guide at www.philipscolorkinetics.com/ls/intelliwhite/iwcovemxpc/



Specifications

Due to continuous improvements and innovations, specifications may change without notice.

Item	Specification	1 ft (305 mm), 110° × 110° beam angle
	Color Temperature*	2700 K – 6500 K
	Lumens†	656 (all channels full on)
	Efficacy (lm / W)	37.3 (all channels full on)
	CRI	82 (all channels full on)
	Lumen Maintenance‡	50,000 hours L70 @ 25° C 50,000 hours L70 @ 50° C 50,000 hours L50 @ 25° C 50,000 hours L50 @ 50° C
Electrical	Input Voltage	100 – 240 VAC, auto-switching, 50 / 60 Hz
	Power Consumption	13 W maximum at full output, steady state
Control	Interface	Data Enabler Pro (DMX / Ethernet)
	Control System	Philips Color Kinetics full range of controllers, including Light System Manager, iPlayer 3, and ColorDial Pro, or third-party controllers
Physical	Dimensions (Height x Width x Depth)	1.6 x 12 x 1.5 in 42 x 305 x 39 mm
	Weight	0.82 lb (372 g)
	Housing	Die-cast aluminium, white powder-coated finish.
	Lens	Clear polycarbonate
	Fixture Connections	Integral male / female connectors
	Temperature Ranges	-4° – 122° F (-20° – 50° C) Operating -4° – 122° F (-20° – 50° C) Startup -40° – 176° F (-40° – 80° C) Storage
	Humidity	0 – 95%, non-condensing
	Fixture Run Lengths	To calculate fixture run lengths and total power consumption for your specific installation, download the Configuration Calculator from www.philipscolorkinetics.com/support/install_tool/
Certification and Safety	Certification	UL / cUL, FCC Class B, CE, PSE, CCC, SAA, C-Tick
	Environment	Dry / Damp Location, IP20

* Color temperatures conform to nominal CCTs as defined in ANSI Chromaticity Standard C78.377A.



† Lumen measurement complies with IES LM-79-08 testing procedures.

‡ L70 = 70% lumen maintenance (when light output drops below 70% of initial output). L50 = 50% lumen maintenance (when light output drops below 50% of initial output). Ambient luminaire temperatures specified. Lumen maintenance calculations are based on lifetime prediction graphs supplied by LED source manufacturers. Calculations for white-light LED fixtures are based on measurements that comply with IES LM-80-08 testing procedures. Refer to www.philipscolorkinetics.com/support/appnotes/lm-80-08.pdf for more information.

Fixtures

Item	Type	Item Number	Philips 12NC
iW Cove MX Powercore 1 ft (305 mm)	110° × 110°	UL / cUL / CE	523-000002-02 910503701230
		CCC	523-000002-04 910503701232
	50 × 70°	UL / cUL / CE	523-000002-03 910503701231
		CCC	523-000002-05 910503701992
		UL / cUL / CE	523-000002-06 910503702608
		CCC	523-000002-08 910503703169
iW Cove MX Powercore 4 ft (1.2 m)	110° × 110°	UL / cUL / CE	523-000002-07 910503702609
		CCC	523-000002-09 910503703170

Use Item Number when ordering in North America.

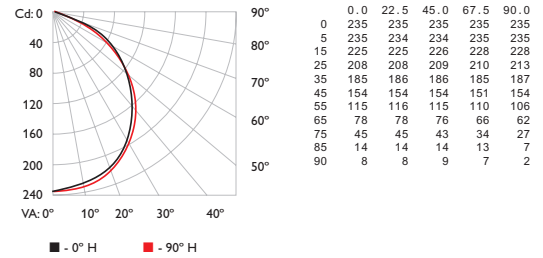


Philips Color Kinetics
3 Burlington Woods Drive
Burlington, Massachusetts 01803 USA
Tel 888.385.5742
Tel 617.423.9999
Fax 617.423.9998
www.philipscolorkinetics.com

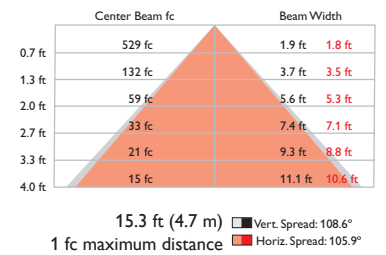
Photometrics

1 ft (305 mm), 110° × 110° beam angle (all channels full on)

Polar Candela Distribution



Illuminance at Distance



Lumens	656
Efficacy	37.3 lm / W

For lux multiply fc by 10.7

Accessories

Item	Type	Item Number	Philips 12NC
Mounting Track, White	1 @ 4 ft (1219 mm)	120-000124-00	910503701787
Leader Cable with terminator	10 ft (3.1 m)	UL / cUL	108-000050-00 910503701686
		CE / CCC	108-000050-01 910503701687
Jumper Cable	1 ft (305 mm)	UL / cUL	108-000049-01 910503701683
		CE / CCC	108-000049-03 910503701685
	5 ft (1.5 m)	UL / cUL	108-000049-00 910503701682
		CE / CCC	108-000049-02 910503701684
Wiring Compartment with Terminator		120-000077-02	910503701740
Data Enabler Pro	3/4 in / 1/2 in NPT (U.S. trade size conduit)	106-000004-00	910503701210
	PG21 / PG13 (metric size conduit)	106-000004-01	910503701211

Use Item Number when ordering in North America.

Copyright © 2012 – 2013 Philips Solid-State Lighting Solutions, Inc. All rights reserved. Chromacore, Chromasic, CK, the CK logo, Color Kinetics, the Color Kinetics logo, ColorBlast, ColorBlaze, ColorBurst, eW Fuse, ColorGraze, ColorPlay, ColorReach, iW Reach, eW Reach, DIMand, EssentialWhite, eVW, iColor, iColor Cove, IntelliWhite, iVW, iPlayer, Optibin, and Powercore are either registered trademarks or trademarks of Philips Solid-State Lighting Solutions, Inc. in the United States and / or other countries. All other brand or product names are trademarks or registered trademarks of their respective owners. Due to continuous improvements and innovations, specifications may change without notice. DAS-000081-01 R04 04-13