



Date: _____ Type: _____

Firm Name: _____

Project: _____

eW Profile MX Powercore

2700 K

Under-cabinet workplace LED task light for rapid retrofits and exceptional energy savings



eW Profile MX Powercore is a linear, direct line voltage LED under-cabinet light for common office and workplace task applications. Offers a rapid LED retrofit for traditional halogen or fluorescent task lights. Low power draw per foot, ENERGY STAR rating, and optional occupancy sensor / photosensor maximize energy efficiency.

- Versatile plug-and-play installation — A low-profile housing allows discreet under-cabinet placement. Fixtures are available in 20 in (508 mm) and 40 in (1016 mm) lengths with surface mounting or magnet mounting options, and plug directly into US standard wall plugs.
- Dramatic energy savings — 20 in (508 mm) fixtures consume just 9 W, and 40 in (1016 mm) fixtures consume 18 W. Optional occupancy sensor for additional energy savings.

- A range of options for design and application flexibility — Available in 2700 K, 3000 K, 3500 K, and 4000 K color temperatures. White housing matches a range of office decors.
- Integrates patented Powercore technology — Powercore rapidly, efficiently, and accurately controls power directly from line voltage, eliminating external power supplies.
- Superior color consistency and accuracy — Optibin, an advanced binning algorithm, exceeds the recognized standards for color quality to guarantee uniformity and consistency of hue and color temperature.

For detailed product information, visit www.philipscolorkinetics.com/ls/essentialwhite/ewprofilemxpowercore/

Specifications

Due to continuous improvements and innovations, specifications may change without notice.

Item	Specification	20 in (508 mm)	40 in (1016 mm)
Output	Beam Angle	110°	110°
	Lumens†	337	714
	Efficacy (lm / W)	41.5	43.0
	CRI	84	85
	Lumen Maintenance‡	>49,000 hours L70 @ 50° C	
Electrical	Input Voltage	120 VAC, 50 / 60 Hz	
	Power Consumption	9 W max at full output, steady state	18 W max at full output steady state
	Power Factor	.99 @ 120 VAC	.99 @ 120 VAC
Control		Integrated ON / OFF switch, optional occupancy sensor	
Physical	Dimensions (Height x Length x Depth)	1.7 x 18.4 x 2.5 in (43 x 468 x 63.5 mm)	1.7 x 36 x 2.5 in (43 x 914 x 63.5 mm)
	Weight	2 lb (.91 kg)	3.1 lb (1.4 kg)
	Housing	White painted metal	
	Lens	Diffuse polycarbonate	
	Fixture Connections	Standard wall plug	
	Temperature Ranges	-4° – 122° F (-20° – 50° C) Operating -4° – 122° F (-20° – 50° C) Startup -40° – 176° F (-40° – 80° C) Storage	
	Humidity	0 – 95%, non-condensing	
Certification and Safety	Certification	UL / cUL, FCC Class A, ENERGY STAR	
	Environment	Dry / Damp Location, IP20	

† Lumen measurement complies with IES LM-79-08 testing procedures.

‡ L70 = 70% lumen maintenance (when light output drops below 70% of initial output). Ambient luminaire temperature specified. Lumen maintenance calculations are based on lifetime prediction graphs supplied by LED source manufacturers. Calculations for white-light LED fixtures are based on measurements that comply with IES LM-80-08 testing procedures. Refer to www.philipscolorkinetics.com/support/appnotes/lm-80-08.pdf for more information.



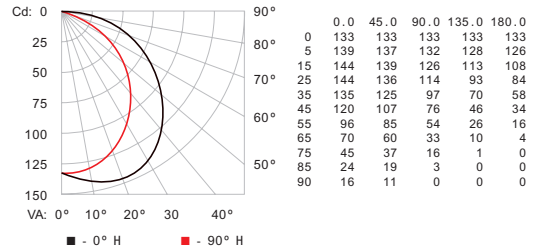
Fixtures

Item	Color Temp.	Length	Item Number
eW Profile MX Powercore Surface Mount	2700 K	20 in (508 mm)	523-000068-00
		40 in (1016 mm)	523-000068-08
	3000 K	20 in (508 mm)	523-000068-02
		40 in (1016 mm)	523-000068-10
	3500 K	20 in (508 mm)	523-000068-04
		40 in (1016 mm)	523-000068-12
4000 K	20 in (508 mm)	523-000068-06	
	40 in (1016 mm)	523-000068-14	
eW Profile MX Powercore Surface Mount with Occupancy Sensor	2700 K	20 in (508 mm)	523-000068-01
		40 in (1016 mm)	523-000068-09
	3000 K	20 in (508 mm)	523-000068-03
		40 in (1016 mm)	523-000068-11
	3500 K	20 in (508 mm)	523-000068-05
		40 in (1016 mm)	523-000068-13
4000 K	20 in (508 mm)	523-000068-07	
	40 in (1016 mm)	523-000068-15	
eW Profile MX Powercore Magnet Mount	2700 K	20 in (508 mm)	523-000068-16
		40 in (1016 mm)	523-000068-24
	3000 K	20 in (508 mm)	523-000068-18
		40 in (1016 mm)	523-000068-26
	3500 K	20 in (508 mm)	523-000068-52
		40 in (1016 mm)	523-000068-28
4000 K	20 in (508 mm)	523-000068-22	
	40 in (1016 mm)	523-000068-30	
eW Profile MX Powercore Magnet Mount with Occupancy Sensor	2700 K	20 in (508 mm)	523-000068-17
		40 in (1016 mm)	523-000068-25
	3000 K	20 in (508 mm)	523-000068-19
		40 in (1016 mm)	523-000068-27
	3500 K	20 in (508 mm)	523-000068-21
		40 in (1016 mm)	523-000068-29
4000 K	20 in (508 mm)	523-000068-23	
	40 in (1016 mm)	523-000068-31	

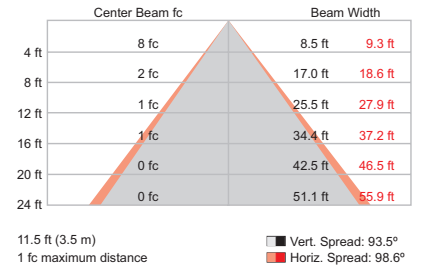
Photometrics

eW Profile MX Powercore
2700 K, 20 in (508 mm)

Polar Candela Distribution



Illuminance at Distance

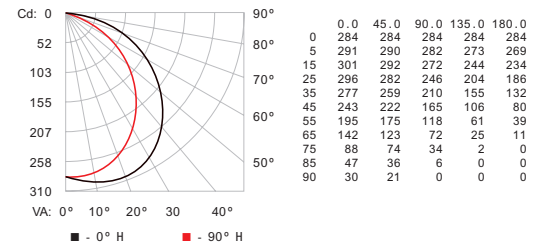


Lumens	337
Efficacy	41.5 lm / W

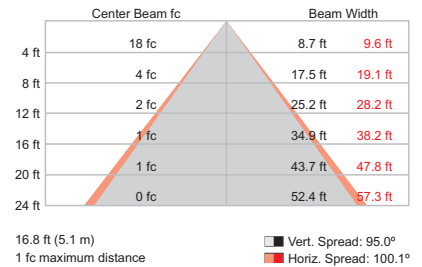
For lux multiply fc by 10.7

2700 K, 40 in (1016 mm)

Polar Candela Distribution

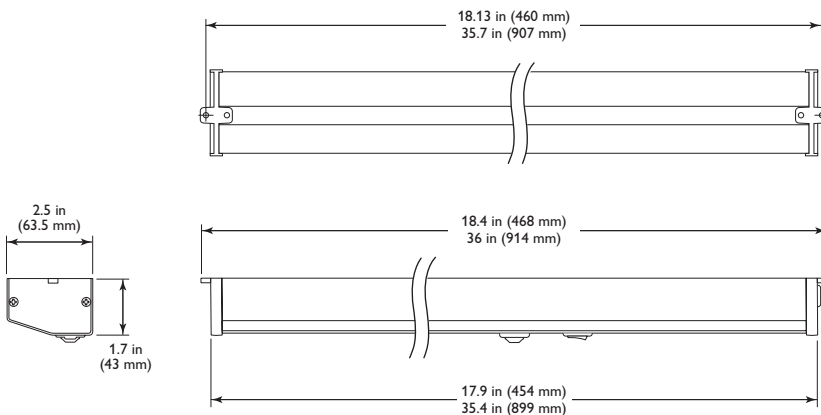


Illuminance at Distance



Lumens	714
Efficacy	43.0 lm / W

For lux multiply fc by 10.7



Philips Color Kinetics
3 Burlington Woods Drive
Burlington, Massachusetts 01803 USA
Tel 888.385.5742
Tel 617.423.9999
Fax 617.423.9998
www.philipscolorkinetics.com

Copyright © 2013–2014 Philips Solid-State Lighting Solutions, Inc. All rights reserved. Chromacore, Chromasic, CK, the CK logo, Color Kinetics, the Color Kinetics logo, ColorBlast, ColorBlaze, ColorBurst, eW Fuse, ColorGraze, ColorPlay, ColorReach, iW Reach, eW Reach, DIMand, EssentialWhite, eW, iColor, iColor Cove, IntelliWhite, iW, iPlayer, Optibin, and Powercore are either registered trademarks or trademarks of Philips Solid-State Lighting Solutions, Inc. in the United States and / or other countries. All other brand or product names are trademarks or registered trademarks of their respective owners. Due to continuous improvements and innovations, specifications may change without notice.

DAS-000107-01 R02 07-14