



Date: _____ Type: _____

Firm Name: _____

Project: _____

eW Graze MX Powercore

5500 K

Premium linear exterior LED wall grazing fixture with solid white light

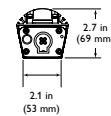
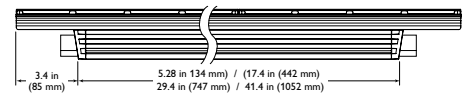
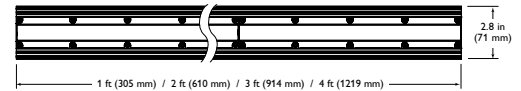


The DesignLights Consortium® (DLC) administers the Qualified Products List, a leading resource

that identifies quality, high-efficiency LED products and sets the bar for efficiency program incentives in the U.S. and Canada.

Visit designlights.org/qpl for a complete list of qualified eW Graze Powercore products.

eW Graze MX Powercore features the most light output in our line of solid white light grazing fixtures for high-intensity multi-story façade and surface illumination. Featuring Powercore technology, fixtures process power directly from line voltage, eliminating the need for external power supplies. Fixtures are available in standard color temperatures of 2700 K, 4000 K, and 5500 K, with additional custom color temperatures available, ranging from 3000 K to 6500 K. Four fixture lengths and five beam angles support a large range of façade or surface illumination applications.



- Tailor light output to specific applications — Available in four standard lengths, with standard 9° x 9°, 10° x 60°, 15° x 30°, 30° x 60° and 60° x 30° beam angles.
- High-performance illumination and beam quality — eW Graze Powercore fixtures deliver up to 876 lumens of high-quality white light per foot. Superior beam quality offers striation-free saturation for several feet from fixture placement with no visible light scalloping between fixtures.
- Integrates Powercore technology — Powercore technology rapidly, efficiently, and accurately controls power output to fixtures directly from line voltage over a single standard cable, dramatically simplifying installation and lowering total system cost.
- Versatile installation options — Convenient push-and-click connectors let you easily and rapidly install Leader Cables and Jumper Cables. Multiple cable lengths support a variety of layouts. Constant torque locking hinges offer simple and consistent position control from various angles. The low-profile aluminum housing accommodates placement within most architectural niches.
- Superior color consistency and accuracy — Optibin, an advanced binning algorithm, sets a new standard for the color consistency and uniformity of LED sources used in manufacturing.
- Universal power input range — Fixtures accept a universal power input range of 100 – 277 VAC for consistent installation anywhere in the world.
- “Cool lighting” functionality — eW Graze Powercore fixtures do not heat illuminated surfaces, discharge infrared radiation, or emit ultraviolet light.
- Dimming capability — Patented DIMand technology offers smooth dimming capability with selected commercially available reverse-phase ELV-type dimmers.

For detailed product information, please refer to the eW Graze Powercore Family Product Guide at www.philipscolorkinetics.com/ls/essentialwhite/ewgrazeqlxpowercore/

PHILIPS

Specifications Due to continuous improvements and innovations, specifications may change without notice.

Item	Specification	1 ft (305 mm)	2 ft (610 mm)	3 ft (914 mm)	4 ft (1219 mm)
Output	Beam Angle	9° x 9° / 10° x 60° / 15° x 30° / 30° x 60° / 60° x 30°			
	Lumen Maintenance†	60,000 hours L70 @ 25° C	60,000 hours L70 @ 50° C	60,000 hours L50 @ 25° C	60,000 hours L50 @ 50° C
Electrical	Input Voltage	100 – 277 VAC, auto-ranging, 50 / 60 Hz			
	Power Consumption	15 W	30 W	45 W	60 W
Control	Dimming	Compatible with selected commercially available reverse-phase ELV-type dimmers‡			
Physical	Dimensions (Height x Width x Depth)	2.7 x 12 x 2.8 in (69 x 305 x 71 mm)	2.7 x 24 x 2.8 in (69 x 610 x 71 mm)	2.7 x 36 x 2.8 in (69 x 914 x 71 mm)	2.7 x 48 x 2.8 in (69 x 1219 x 71 mm)
	Weight	2.1 lb (1.0 kg)	4.6 lb (2.1 kg)	7.1 lb (3.2 kg)	9.3 lb (4.2 kg)
	Housing	Extruded anodized aluminum			
	Lens	Clear polycarbonate			
	Fixture Connectors	Integral male / female waterproof connectors			
	Mounting	Multi-positional, constant torque locking hinges			
	Temperature	-40° – 122° F (-40° – 50° C) Operating -4° – 122° F (-20° – 50° C) Startup -40° – 176° F (-40° – 80° C) Storage			
	Humidity	0 – 95%, non-condensing			
	Vibration Resistance♣	Complies with ANSI C136.31			
	Fixture Run Lengths	To calculate fixture run lengths and total power consumption for your specific installation, download the Configuration Calculator from www.philipscolorkinetics.com/support/install_tool/			
Certification and Safety	Certification	UL / cUL, FCC Class A, CE, PSE, C-Tick			
	Environment	Dry / Damp / Wet Location, IP66			

† L70 = 70% lumen maintenance (when light output drops below 70% of initial output). L50 = 50% lumen maintenance (when light output drops below 50% of initial output). Ambient luminaire temperatures specified. Lumen maintenance calculations are based on lifetime prediction graphs supplied by LED source manufacturers. Calculations for white-light LED fixtures are based on measurements that comply with IES LM-80-08 testing procedures. Refer to www.philipscolorkinetics.com/support/appnotes/lm-80-08.pdf for more information.



‡ Refer to www.philipscolorkinetics.com/support/appnotes/ for more information.

♣ eW Graze 1 ft (305 mm) and 2 ft (610 mm) fixture models conform to ANSI C136.31 roadway and area lighting luminaire vibration standards. eW Graze 3 ft (914 mm) and 4 ft (1219 mm) fixtures can be customized for conformance. Please contact your Philips Color Kinetics Lighting Sales group for custom configurations.

Fixtures

Item	Beam Angle	2700 K		4000 K		5500 K	
		Item Number	Philips 12NC	Item Number	Philips 12NC	Item Number	Philips 12NC
eW Graze MX Powercore 1 ft (305 mm)	9° x 9°	523-000080-00	910503703152	523-000080-01	910503703688	523-000080-02	910503703689
	10° x 60°	523-000080-03	910503703690	523-000080-04	910503703691	523-000080-05	910503703692
	15° x 30°	523-000080-06	910503703693	523-000080-07	910503703694	523-000080-08	910503703695
	30° x 60°	523-000080-09	910503703696	523-000080-10	910503703697	523-000080-11	910503703698
	60° x 30°	523-000080-12	910503703699	523-000080-13	910503703701	523-000080-14	910503703702
eW Graze MX Powercore 2 ft (610 mm)	9° x 9°	523-000080-15	910503703703	523-000080-16	910503703704	523-000080-17	910503703705
	10° x 60°	523-000080-18	910503703706	523-000080-19	910503703707	523-000080-20	910503703708
	15° x 30°	523-000080-21	910503703709	523-000080-22	910503703710	523-000080-23	910503703711
	30° x 60°	523-000080-24	910503703712	523-000080-25	910503703713	523-000080-26	910503703714
	60° x 30°	523-000080-27	910503703715	523-000080-28	910503703716	523-000080-29	910503703717
eW Graze MX Powercore 3 ft (914 mm)	9° x 9°	523-000080-30	910503703718	523-000080-31	910503703719	523-000080-32	910503703720
	10° x 60°	523-000080-33	910503703721	523-000080-34	910503703722	523-000080-35	910503703723
	15° x 30°	523-000080-36	910503703724	523-000080-37	910503703725	523-000080-38	910503703726
	30° x 60°	523-000080-39	910503703727	523-000080-40	910503703728	523-000080-41	910503703729
eW Graze MX Powercore 4 ft (1219 mm)	60° x 30°	523-000080-42	910503703730	523-000080-43	910503703731	523-000080-44	910503703732
	9° x 9°	523-000080-45	910503703733	523-000080-46	910503703734	523-000080-47	910503703735
	10° x 60°	523-000080-48	910503703736	523-000080-49	910503703737	523-000080-50	910503703738
	15° x 30°	523-000080-51	910503703739	523-000080-52	910503703740	523-000080-53	910503703741
	30° x 60°	523-000080-54	910503703742	523-000080-55	910503703743	523-000080-56	910503703744
	60° x 30°	523-000080-57	910503703745	523-000080-58	910503703746	523-000080-59	910503703747

Use Item Number when ordering in North America.

Accessories

Item	Type		Item Number	Philips 12NC
Leader Cable with Terminator	UL / cUL	10 ft (3.0 m)	108-000056-03	910503704071
		50 ft (15.2 m)	108-000056-00	910503703138
	CE / PSE	10 ft (3.0 m)	108-000056-04	910503704072
		50 ft (15.2 m)	108-000056-01	910503704069
Jumper Cable	End-to-End	End-to-End	108-000057-00	910503703139
		1 ft (305 mm)	108-000057-03	910503704076
	UL / cUL	5 ft (1.5 m)	108-000057-06	910503704079
		10 ft (3.0 m)	108-000057-09	910503704082
		20 ft (6.1 m)	108-000057-12	912400130304
		30 ft (9.1 m)	108-000057-15	912400130306
	CE / PSE	End-to-End	108-000057-01	910503704074
		1 ft (305 mm)	108-000057-04	910503704077
		5 ft (1.5 m)	108-000057-07	910503704080
		10 ft (3.0 m)	108-000057-10	910503704083
Glare Shield	Quantity 10	20 ft (6.1 m)	108-000057-13	912400130299
		30 ft (9.1 m)	108-000057-16	912400130307
		1 ft (305 mm)	120-000081-00	910503700745
		2 ft (610 mm)	120-000081-01	910503700746
Additional Terminators	Quantity 1	3 ft (914 mm)	120-000081-02	910503700747
		4 ft (1219 mm)	120-000081-03	910503700748
Additional Hinge	Quantity 10	Quantity 1	120-000157-00	910503703142
			120-000098-00	910503700772

Use Item Number when ordering in North America.

DIMAND[®] | **OPTIBIN**[®] | **POWERCORE**[®]
CK TECHNOLOGY | CK TECHNOLOGY | CK TECHNOLOGY



Philips Color Kinetics
3 Burlington Woods Drive
Burlington, Massachusetts 01803 USA
Tel 888.385.5742
Tel 617.423.9999
Fax 617.423.9998
www.philipscolorkinetics.com
@ColorKinetics

Copyright © 2013 - 2014 Philips Solid-State Lighting Solutions, Inc. All rights reserved.
Chromacore, Chromasic, CK, the CK logo, Color Kinetics, the Color Kinetics logo, ColorBlast, ColorBlaze, ColorBurst, eW Fuse, ColorGraze, ColorPlay, ColorReach, iW Reach, eW Reach, DIMand, EssentialWhite, eW, iColor, iColor Cove, IntelliWhite, iW, iPlayer, Optibin, and Powercore are either registered trademarks or trademarks of Philips Solid-State Lighting Solutions, Inc. in the United States and / or other countries. All other brand or product names are trademarks or registered trademarks of their respective owners. Due to continuous improvements and innovations, specifications may change without notice. DAS-000117-11 R01 10-14