



Date: _____ Type: _____

Firm Name: _____

Project: _____

eW Burst Compact Powercore

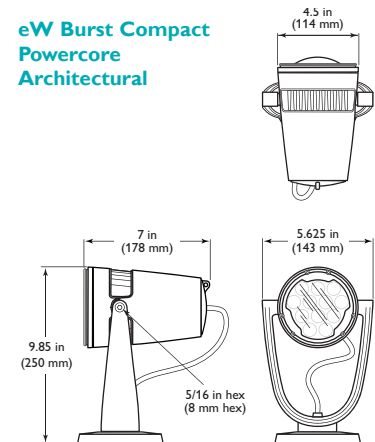
41° spread lens

Compact architectural and landscape LED spotlight with solid white light

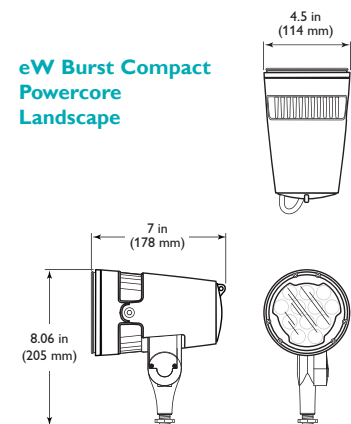
eW Burst Compact Powercore is a high-output, exterior LED spotlight designed for accent and site lighting. Architectural and Landscape versions deliver high-quality white light in a warm 2700 K and a neutral 4000 K to support a range of uplighting, floodlighting, and decorative lighting applications.

- Integrates patented Powercore technology — Powercore rapidly, efficiently, and accurately controls power output to fixtures directly from line voltage, eliminating the need for an external power supply.
- Flexible mounting in architectural applications — Architectural fixtures feature an integrated yoke with canopy base for mounting to standard U.S. junction boxes or directly to a flat surface or substrate as local codes permit.
- Support for a wide range of landscape applications — Landscape fixtures feature a 1/2 in NPT threaded post for mounting to standard junction boxes and third-party mounting accessories such as stanchion mounts, posts, and stakes for use in softscape and hardscape applications.
- Exchangeable optics and accessories — Available 14°, 23°, 41°, and asymmetric 10° x 41° spread lenses project a soft-edge beam to support a wide range of lighting applications. Native 8° beam angle offers extended light projection. Available glare shields block spill light, while honeycomb louvers limit the spread of light for a more focused and intense beam.
- Versatile light positioning — Fixtures can tilt through a full 180°. Architectural fixtures can also rotate through a full 360° for precise aiming. Locking screws accept standard hex wrenches to secure fixtures firmly in position.
- Universal power input range — Accepts a universal power input range of 100 to 277 VAC, allowing the installation of multiple units in a continuous run.
- Dimming capability — Patented DIMand technology offers smooth dimming capability with selected commercially available reverse-phase ELV-type dimmers.

eW Burst Compact Powercore Architectural



eW Burst Compact Powercore Landscape



- Outdoor rated — With a rugged, die-cast aluminum housing fully sealed for maximum fixture life and IP66-rated for outdoor applications, eW Burst Compact Powercore is ideal for use in damp or wet locations.

For detailed product information, please refer to the eW Burst Compact Powercore Product Guide at www.philipscolorkinetics.com/ls/essentialwhite/ewburstcompactpc/

PHILIPS

Specifications

Due to continuous improvements and innovations, specifications may change without notice.

Item	Specification	Details
Output	Lumens†	520 (2700 K*) 646 (4000 K*)
	Efficacy (lm / W)	34.8 (2700 K) 42.8 (4000 K)
	CRI	83 (2700 K) 81 (4000 K)
	Lumen Maintenance‡	90,000 hours L70 @ 25° C 50,000 hours L70 @ 50° C 120,000 hours L50 @ 25° C 90,000 hours L50 @ 50° C
Electrical	Input Voltage	100 – 277 VAC, auto-switching, 50 / 60 Hz
	Power Consumption	15 W maximum at full output, steady state
	Power Factor	.995 @ 120 VAC (2700 K) .994 @ 120 VAC (4000 K)
Control	Dimming	Compatible with selected commercially available reverse-phase ELV-type dimmers§
Physical	Dimensions (Height x Width x Depth)	9.85 x 4.5 x 7.0 in (250 x 114 x 178 mm) Architectural 8.06 x 4.5 x 7.0 in (205 x 114 x 178 mm) Landscape
	Weight	8.7 lb (3.9 kg) Architectural 4.4 lb (2.0 kg) Landscape
	Housing	Die-cast aluminium, powder-coated finish
	Lens	Tempered glass
	Fixture Connections	6 ft (1.8 m) unified power / data cable with flying leads Architectural 6 in (152 mm) flying leads Landscape
	Temperature Ranges	-40° – 122° F (-40° – 50° C) Operating -4° – 122° F (-20° – 50° C) Startup -40° – 176° F (-40° – 80° C) Storage
	Fixture Run Lengths	To calculate fixture run lengths and total power consumption for your specific installation, download the Configuration Calculator from www.philipscolorkinetics.com/support/install_tool/
	Vibration Resistance	ANSI C136.31 (Architectural only)
Certification and Safety	Certification	UL / cUL, FCC Class A, CE, C-Tick, CQC, SAA
	Environment	Dry / Damp / Wet Location, IP66

* Color temperatures conform to nominal CCTs as defined in ANSI Chromaticity Standard C78.377A.

† Lumen measurement complies with IES LM-79-08 testing procedures

‡ L70 = 70% lumen maintenance (when light output drops below 70% of initial output). L50 = 50% lumen maintenance (when light output drops below 50% of initial output). Ambient luminaire temperatures specified. Lumen maintenance calculations are based on lifetime prediction graphs supplied by LED source manufacturers. Calculations for white-light LED fixtures are based on measurements that comply with IES LM-80-08 testing procedures. Refer to www.philipscolorkinetics.com/support/appnotes/lm-80-08.pdf for more information.

§ Refer to www.philipscolorkinetics.com/support/appnotes/ for specific details

Fixtures and Accessories

Use Item Number when ordering in North America.

Item	Type	Housing Color¹	Item Number	Philips 12NC
eW Burst Compact Powercore Landscape (UL / cUL / CE)	2700 K	Gray	523-000059-00	910503701661
	4000 K	Gray	523-000059-01	910503701662
eW Burst Compact Powercore Architectural (UL / cUL)	2700 K	Gray	523-000059-02	910503701663
	4000 K	Gray	523-000059-03	910503701664
eW Burst Compact Powercore Architectural (CE)	2700 K	Gray	523-000059-04	910503701665
	4000 K	Gray	523-000059-05	910503701666
eW Burst Compact Powercore Architectural (CQC)	2700 K	Gray	523-000059-06	910503701747
	4000 K	Gray	523-000059-07	910503701748
Trim Ring		Gray	120-000103-03	910503701420
45° Glare Shield		Gray	120-000103-04	910503701421
Full Height Glare Shield		Gray	120-000103-05	910503701422
Honeycomb Louver		Black	120-000104-01	910503701419
Spread Lenses	14°		120-000080-04	910503701415
	23°		120-000080-05	910503701416
	41°		120-000080-06	910503701417
	10° x 41° asymmetric		120-000080-07	910503701418

¹ Refer to How to Order Specification Sheet for additional housing colors.



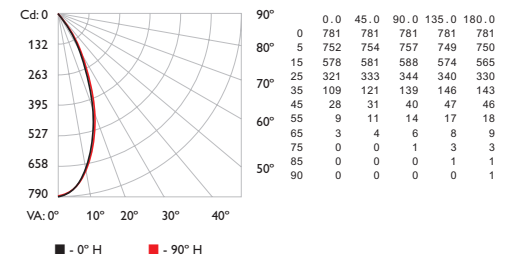
Philips Color Kinetics
3 Burlington Woods Drive
Burlington, Massachusetts 01803 USA
Tel 888.385.5742
Tel 617.423.9999
Fax 617.423.9998
www.philipscolorkinetics.com

Photometrics

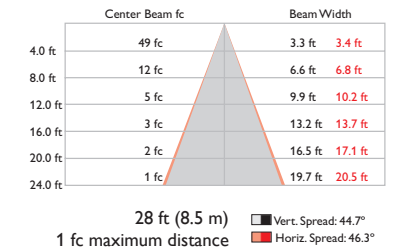
eW Burst Compact Powercore

2700 K, 41° spread lens

Polar Candela Distribution



Illuminance at Distance



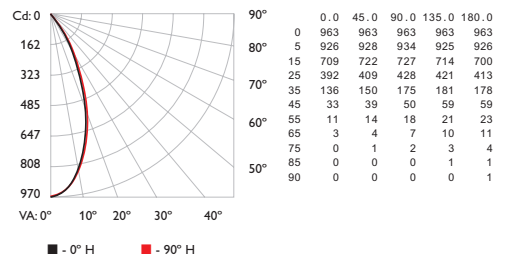
Lumens	520
Efficacy	34.8 lm / W

For lux multiply fc by 10.7

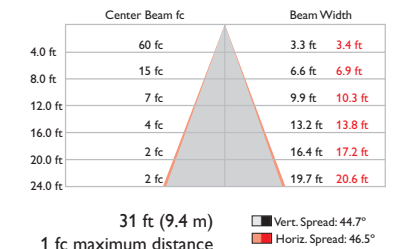
eW Burst Compact Powercore

4000 K, 41° spread lens

Polar Candela Distribution



Illuminance at Distance



Lumens	646
Efficacy	42.8 lm / W

For lux multiply fc by 10.7

Copyright © 2010 – 2012 Philips Solid-State Lighting Solutions, Inc. All rights reserved. Chromacore, Chromasic, CK, the CK logo, Color Kinetics, the Color Kinetics logo, ColorBlast, ColorBlaze, ColorBurst, ColorGraze, ColorPlay, ColorReach, iW Reach, eW Reach, eW Fuse, DiMand, EssentialWhite, eV, iColor, iColor Cove, IntelliWhite, iW, iPlayer, Optibin, and Powercore are either registered trademarks or trademarks of Philips Solid-State Lighting Solutions, Inc. in the United States and / or other countries. All other brand or product names are trademarks or registered trademarks of their respective owners. Due to continuous improvements and innovations, specifications may change without notice. DAS-000032-09 R03 07-12