



Date: \_\_\_\_\_ Type: \_\_\_\_\_

Firm Name: \_\_\_\_\_

Project: \_\_\_\_\_

# ColorGraze MX4 Powercore

RGBW, 30° x 60° beam angle

Exterior premium LED wall grazing fixtures with extended color range

Intelligent, high-performance, RGBW fixtures offer an expanded palette of intensely saturated full-color light output in a variety of beam angles. Low-profile housing, connectorized cabling, a universal power input range, and direct line-voltage operation make fixtures easy to install and operate.

- Channels of neutral white LEDs seamlessly blend with channels of red, green, and blue LEDs. In addition to the millions of saturated colors achievable with RGB lighting fixtures, RGBW fixtures provide high-quality white light.

- Available in four standard lengths and five standard beam angles. Addressable in 305 mm (1 ft) segments for fine control of color-changing effects and light shows.
- Convenient push-and-click connectors let you easily and rapidly install Leader Cables and Jumper Cables.
- Accepts a power input range of 100 – 277 VAC for consistent installation in any location.

For detailed product information, please refer to the ColorGraze MX4 Powercore Family Product Guide at [www.philipscolorkinetics.com/ls/rgb/colorgraze-mx4-powercore/](http://www.philipscolorkinetics.com/ls/rgb/colorgraze-mx4-powercore/)

## Specifications Due to continuous improvements and innovations, specifications may change without notice.

Item	Specification	305 mm (1 ft)	610 mm (2 ft)	914 mm (3 ft)	1219 mm (4 ft)
Output	Lumens*	628	1256	1884	2512
	LED Channels	Red / Green / Blue / 4000 K			
	Lumen Maintenance†	70,000 hours L70 @ 25° C 65,000 hours L70 @ 50° C 75,000 hours L50 @ 25° C 70,000 hours L50 @ 50° C			
	Input Voltage	100 – 277 VAC, auto-ranging, 50 / 60 Hz			
	Power Consumption (Max. at full output, steady state)	18.5 W	37 W	55.5 W	74 W
Control	Interface	Data Enabler Pro (DMX or Ethernet)			
	Control System	Philips Color Kinetics full range of controllers, including Light System Manager, iPlayer 3, and ColorDial Pro, or third-party controllers			
Physical	Dimensions (Height x Width x Depth)	69 x 305 x 71 mm (2.7 x 12 x 2.8 in)	69 x 610 x 71 mm (2.7 x 24 x 2.8 in)	69 x 914 x 71 mm (2.7 x 36 x 2.8 in)	69 x 1219 x 71 mm (2.7 x 48 x 2.8 in)
	Weight	1.0 kg (2.1 lb)	2.1 kg (4.6 lb)	3.2 kg (7.1 lb)	4.2 kg (9.3 lb)
	Housing	Extruded anodized aluminum			
	Lens	Clear polycarbonate			
	Fixture Connectors	Integral male / female waterproof connectors			
	Mounting	Multi-positional, constant torque locking hinges			
	Temperature	-40° – 50° C (-40° – 122° F) Operating -20° – 50° C (-4° – 122° F) Startup -40° – 80° C (-40° – 176° F) Storage			
	Humidity	0 – 95%, non-condensing			
	Fixture Run Lengths	To calculate fixture run lengths and total power consumption for your specific installation, download the Configuration Calculator from <a href="http://www.philipscolorkinetics.com/support/install_tool/">www.philipscolorkinetics.com/support/install_tool/</a>			
Certification and Safety	Certification	UL / cUL, FCC Class A, CE, PSE, C-Tick, CQC			
	Environment	Dry / Damp / Wet Location, IP66			

\* 305 mm (1 ft) lumen output measurements comply with IES LM-79-08 testing procedures. 610 mm (2 ft), 914 mm (3 ft), and 1219 mm (4 ft) measurements are estimated based on the 305 mm (1 ft) measurements.

† L70 = 70% lumen maintenance (when light output drops below 70% of initial output). L50 = 50% lumen maintenance (when light output drops below 50% of initial output). Ambient luminaire temperatures specified. Lumen maintenance calculations are based on lifetime prediction graphs supplied by LED source manufacturers. Calculations for white-light LED fixtures are based on measurements that comply with IES LM-80-08 testing procedures. Refer to [www.philipscolorkinetics.com/support/apnotes/lm-80-08.pdf](http://www.philipscolorkinetics.com/support/apnotes/lm-80-08.pdf) for more information.



## Fixtures

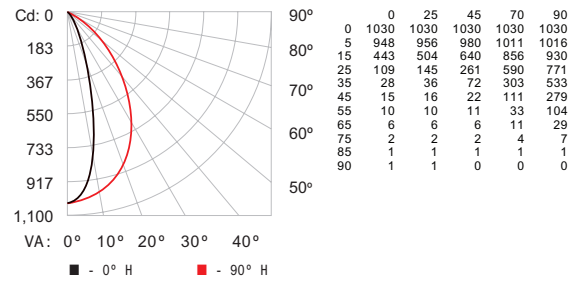
Item	Beam Angle	Item Number	Philips 12NC
ColorGraze MX4 Powercore RGBW 305 mm (1 ft)	9° x 9°	423-000001-00	910503704681
	10° x 60°	423-000001-01	910503704682
	15° x 30°	423-000001-02	910503704683
	30° x 60°	423-000001-03	910503704684
	60° x 30°	423-000001-04	910503704685
ColorGraze MX4 Powercore RGBW 610 mm (2 ft)	9° x 9°	423-000001-05	910503704686
	10° x 60°	423-000001-06	910503704687
	15° x 30°	423-000001-07	910503704688
	30° x 60°	423-000001-08	910503704689
	60° x 30°	423-000001-09	910503704690
ColorGraze MX4 Powercore RGBW 914 mm (3 ft)	9° x 9°	423-000001-10	910503704691
	10° x 60°	423-000001-11	910503704692
	15° x 30°	423-000001-12	910503704693
	30° x 60°	423-000001-13	910503704694
ColorGraze MX4 Powercore RGBW 1219 mm (4 ft)	60° x 30°	423-000001-14	910503704695
	9° x 9°	423-000001-15	910503704696
	10° x 60°	423-000001-16	910503704697
	15° x 30°	423-000001-17	910503704698
	30° x 60°	423-000001-18	910503704699
60° x 30°	423-000001-19	910503704701	

Use Item Number when ordering in North America.

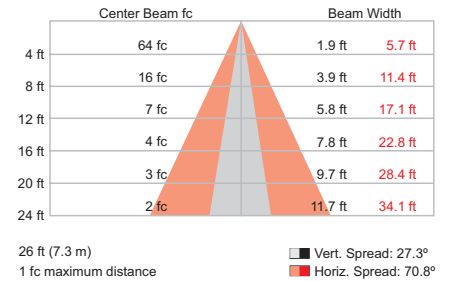
## Photometrics

ColorGraze MX Powercore  
RGBW, 1 ft (305 mm), 30° x 60° beam angle

### Polar Candela Distribution



### Illuminance at Distance



LED	Lumens	Efficacy
RGBW	627	34.9

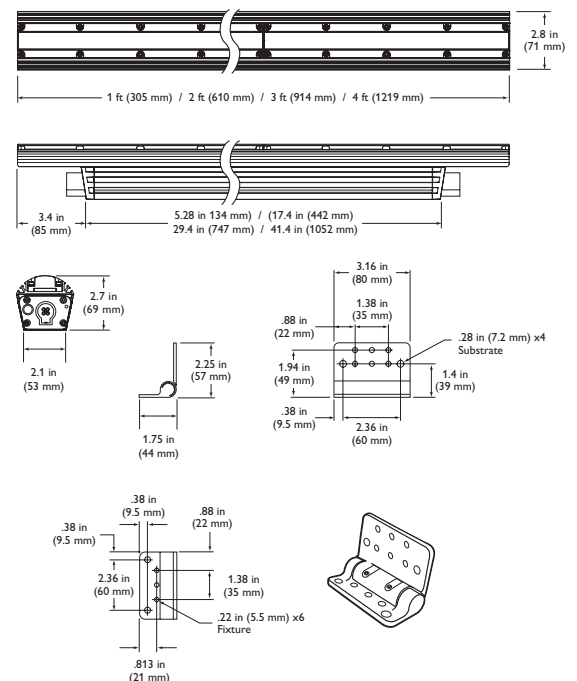
For lux multiply fc by 10.7

## Accessories and Data Enabler Pro

Item	Type	Size	Item Number	Philips 12NC
Leader Cable with Terminator	UL / cUL	3.0 m (10 ft)	108-000055-03	910503704066
		15.2 m (50 ft)	108-000055-00	910503703137
	CE / PSE	3.0 m (10 ft)	108-000055-07	910503705065
		15.2 m (50 ft)	108-000055-06	910503705064
Jumper Cable	UL / cUL	End-to-End	108-000057-00	910503703139
		305 mm (1 ft)	108-000057-03	910503704076
		1.5 m (5 ft)	108-000057-06	910503704079
		3.0 m (10 ft)	108-000057-09	910503704082
	CE / PSE	End-to-End	108-000057-01	910503704074
		1 ft (305 mm)	108-000057-04	910503704077
		5 ft (1.5 m)	108-000057-07	910503704080
		10 ft (3.0 m)	108-000057-10	910503704083
Glare Shield		305 mm (1 ft)	120-000081-00	910503700745
		610 mm (2 ft)	120-000081-01	910503700746
		914 mm (3 ft)	120-000081-02	910503700747
		1219 mm (4 ft)	120-000081-03	910503700748
Additional Terminators		Quantity 10	120-000157-00	910503703142
Additional Hinge		Quantity 1	120-000098-00	910503700772
Data Enabler Pro	3/4 in / 1/2 in NPT (U.S. trade size conduit)		106-000004-00	910503701210
	PG21 / PG13 (metric size conduit)		106-000004-01	910503701211

Use Item Number when ordering in North America.

## Dimensions



Philips Color Kinetics  
3 Burlington Woods Drive  
Burlington, Massachusetts 01803 USA  
Tel 888.385.5742  
Tel 617.423.9999  
Fax 617.423.9998  
www.philipscolorkinetics.com

Copyright © 2014 Philips Solid-State Lighting Solutions, Inc. All rights reserved.  
Chromacore, Chromasic, CK, the CK logo, Color Kinetics, the Color Kinetics logo, ColorBlast, ColorBlaze, ColorBurst, eVW Fuse, ColorGraze, ColorPlay, ColorReach, iW Reach, eW Reach, DIMand, EssentialWhite, eVW, iColor, iColor Cove, IntelliWhite, iW, iPlayer, Optibin, and Powercore are either registered trademarks or trademarks of Philips Solid-State Lighting Solutions, Inc. in the United States and / or other countries. All other brand or product names are trademarks or registered trademarks of their respective owners. Due to continuous improvements and innovations, specifications may change without notice.

DAS-000130-04 R00 1-14