

PureStyle IntelliHue Powercore

Date: _____

Type: _____

Firm Name: _____

Project: _____

10° x 60°, 305 mm (12 in), Narrow Beam Angle

Premium interior concealed linear luminaire with intelligent white and color light

Innovative PureStyle Powercore luminaires bring lighting professionals high output in a compact, easily concealed luminaire. PureStyle delivers exceptionally high-quality light for a wide range of interior applications from cove to wall-washing to backlighting and beyond. Here are just some of the powerful advantages that PureStyle brings to lighting professionals and their clients.



- **Unbeatable Performance** — Major innovations, including a unique optical cluster, enable PureStyle to deliver up to 95 CRI, lumen outputs of up to 800 lm, and color temperatures that range from 2000 K to 10000 K – all with superior beam quality that delivers bright, smooth light.
- **Innovative Design** — With its compact size and an extremely short mixing distance, PureStyle can excel in areas where traditional linear luminaires are impractical. It's available in 305 mm (1 ft) and 1219 mm (4 ft) aluminium housings, as well as a range of beam angles – including wide (100° x 100°), medium (30° x 60°), and narrow (10° x 60°). Interlocking connectors ensure end-to-end installation without visible light scalloping between luminaires – just pure, seamless light.
- **Superior Color Consistency** — Improves color consistency between all LED luminaires in a family with Chromasync technology. During the manufacturing process a calibrated light measurement device creates an algorithm to define a common color gamut for an entire family of LED luminaires. When Chromasync is enabled, color consistency between luminaires is achieved without having to manually adjust color points on each luminaire.
- **White and Color Light** — PureStyle combines tunable white and dynamic color light in one innovative, high-performance luminaire that's easy to install and control.
- **High R9 Values** — PureStyle delivers R9 values that can reach up to 81. Saturated red light gives objects and surfaces a vibrant and rich color that is ideal for spaces where ambience is important.
- **Industry-Leading Controls** — PureStyle luminaires work seamlessly with the complete Color Kinetics line of controllers, including iPlayer 3, Light System Manager, and ColorDial Pro – as well as third-party controllers.
- **Higher Efficiency, Lower Cost** — All PureStyle luminaires integrate Powercore technology, which controls power output to luminaires directly from line voltage – rapidly, efficiently, and accurately. The Color Kinetics Data Enabler Pro merges line voltage with control, and delivers them to the luminaire over a single standard cable – simplifying installation dramatically and lowering total system cost.
- **Easy Installation** — PureStyle luminaires accept power input of 100 to 277 VAC for consistent installation anywhere in the world. Powercore allows long runs and eliminates the need for special wiring and external power supplies. For example, special connectors enable PureStyle luminaires to be connected directly (using jumper cables) with leader cables or with the terminator.

For detailed product information, please refer to the PureStyle Product Guide at www.colorkinetics.com/global/products/intellihue/purestyle/

Specifications

Due to continuous improvements and innovations, specifications may change without notice.

Output

Beam Angle	10° x 60°
Lumens 2700 K †	764
Lumens 4000 K *	707
Efficacy (lm/W) 2700 K	60
Efficacy (lm/W) 4000 K	59
CRI 2700 K	93
CRI 4000 K	93
CRI R9 4000 K	68

Electrical

Input Voltage	100 to 277 VAC, auto-ranging, 50/60 Hz
Power Consumption (Maximum at full output, steady state)	13 W
Power Factor	0.9 @ 100 to 240 VAC 0.85 @ 277 VAC
Surge Limits ¶	1 kV maximum differential (L to N) 2 kV maximum common (L to Gnd or N to Gnd)

For additional Surge Protection Requirements for LED Lighting Systems, please refer to www.colorkinetics.com/KB/surge-protection.

Control

Interface	Data Enabler Pro (DMX or Ethernet)
Control Channels	4 channels per 1 ft section

For additional Control Channel information, please refer to <https://colorkinetics.helpdocs.io/article/fv5rkvclq>.

Control System

Color Kinetics full range of controllers, including iPlayer 3, iPlayer 4, Antumbra iColor Keypad, and ColorDial Pro, or third-party controllers

Remote Monitoring & Management Works with Interact Landmark

Lumen Maintenance

Threshold§	Ambient Temperature	Reported ¶¶	Calculated ¶¶
L ₉₀	25 °C	13,000	13,000
	50 °C	13,000	13,000
L ₈₀	25 °C	28,600	28,600
	50 °C	28,600	28,600
L ₇₀	25 °C	46,100	46,100
	50 °C	46,100	46,100
L ₅₀	25 °C	> 54,000	90,300
	50 °C	> 54,000	90,300

Physical

Dimensions (Height x Width x Depth)	58.5 x 298.7 x 40 mm (2.3 x 11.75 x 1.57 in)
Weight	0.5 kg (1.1 lb)
Housing Material	Extruded anodized aluminium, white powder-coated finish
Lens	Polycarbonate
Luminaire Connections	Integral male/female connectors

Temperature Ranges

-20 to 50 °C (-4 to 122 °F) Operating
 -20 to 50 °C (-4 to 122 °F) Startup
 -40 to 80 °C (-40 to 176 °F) Storage

Humidity	0 to 95%, non-condensing
----------	--------------------------

Thermal Protection enabled

For additional Thermal Protection information, please refer to <https://colorkinetics.helpdocs.io/article/sh301ducix>

Luminaire Run Lengths

To calculate luminaire run lengths and total power consumption for your specific installation, download the Configuration Calculator from www.colorkinetics.com/support/install_tool/

Certification and Safety

Approbation	UL/cUL, FCC Class B, CE, PSE, CQC, RCM
Environment	Dry/Damp Location, IP20

For additional Energy Efficiency Class Information, please refer to <https://colorkinetics.helpdocs.io/article/cviis2p8qq>.



* Correlated color temperature (CCT) complies with ANSI C78.377-2008 for the chromaticity of solid state lighting products.

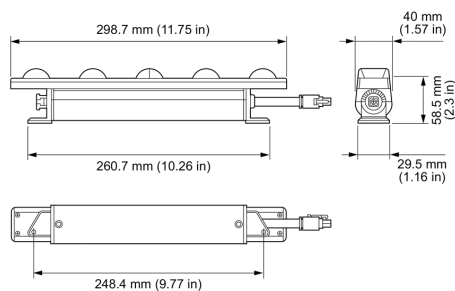
† Lumen measurement complies with IES LM-79-08 testing procedures.

§ Lxx = 50% lumen maintenance (when light output drops below 50% of initial output). All values are given at B10, or the median value where 90% of the LED population is better than the reported or calculated lumen maintenance measurement.

¶ Minimum surge limits per IEC 61547, tested in accordance with IEC 61000-4-5.

¶¶ Lumen maintenance figures are based on lifetime prediction graphs supplied by LED source manufacturers. Whenever possible, figures use measurements that comply with IES LM-80-08 testing procedures. In accordance with TM-21-11, Reported values represent the interpolated value based on six times the LM-80-08 total test duration (in hours). Calculated values represent time durations that exceed six times the total test duration.

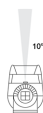
Dimensions



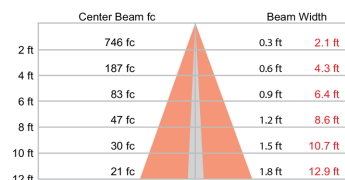
Photometrics 2700 K, 10° x 60°, 305 mm (12 in)

Photometric data is based on test results from an independent NIST traceable testing lab. IES data is available at www.colorkinetics.com/global/support/ies.

Beam Angle	10° x 60°
LED	2700 K
Lumens 2700 K	764.0
Efficacy (lm/W) 2700 K	60



Illuminance at Distance



Zonal Lumen

Zone	Lumens	% Luminaire
0-30	567.6	73.0%
0-40	689.9	88.8%
0-60	757.0	97.4%
0-90	776.9	100.0%
60-90	19.9	2.6%
70-100	7.9	1.0%
90-120	0.1	0.0%
90-180	0.1	0.0%
0-180	777.0	100.0%

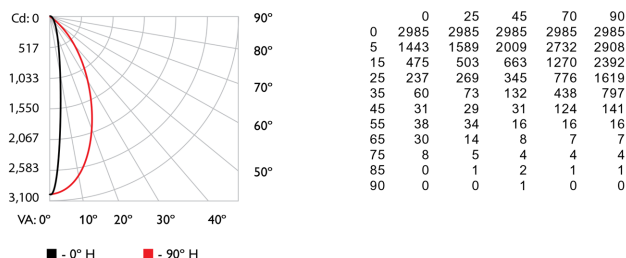
54.6 ft (16.6 m)
1 fc maximum distance
Vert. Spread: 8.8°
Horiz. Spread: 56.3°

For lux multiply fc by 10.7

Coefficients of Utilization - Zonal Cavity Method

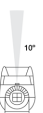
		Effective Floor Cavity Reflectance: 20%											
RCC %:		80			70			50			30		
RW %:		70	50	30	0	70	50	30	0	50	30	20	0
RCR:		70	50	30	0	70	50	30	0	50	30	20	0
0	1.19	1.19	1.19	1.19	1.16	1.16	1.16	1.00	1.11	1.11	1.11	1.06	1.06
1	1.14	1.11	1.08	1.06	1.11	1.08	1.06	0.94	1.05	1.03	1.01	1.01	0.99
2	1.08	1.03	0.99	0.96	1.06	1.02	0.98	0.88	0.98	0.95	0.93	0.95	0.91
3	1.03	0.97	0.92	0.88	1.01	0.95	0.91	0.83	0.93	0.89	0.86	0.90	0.87
4	0.98	0.91	0.85	0.81	0.96	0.90	0.85	0.78	0.88	0.83	0.80	0.86	0.82
5	0.94	0.86	0.80	0.76	0.92	0.85	0.79	0.73	0.83	0.78	0.75	0.81	0.77
6	0.89	0.81	0.75	0.71	0.88	0.80	0.75	0.69	0.79	0.74	0.70	0.77	0.73
7	0.85	0.77	0.71	0.67	0.84	0.76	0.71	0.65	0.75	0.70	0.67	0.74	0.69
8	0.82	0.73	0.67	0.64	0.81	0.72	0.67	0.62	0.71	0.67	0.63	0.70	0.66
9	0.79	0.70	0.64	0.60	0.78	0.69	0.64	0.60	0.68	0.63	0.60	0.67	0.63
10	0.76	0.67	0.61	0.58	0.75	0.66	0.61	0.57	0.65	0.61	0.57	0.64	0.60

Polar Candela Distribution

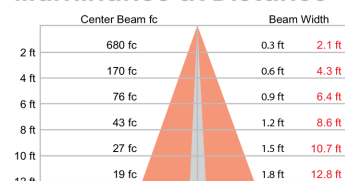


4000 K, 10° x 60°, 305 mm (12 in)

Beam Angle	10° x 60°
LED	4000 K
Lumens 4000 K	707
Efficacy (lm/W) 4000 K	59



Illuminance at Distance



Zonal Lumen

Zone	Lumens	% Luminaire
0-30	537.4	73.8%
0-40	648.9	89.1%
0-60	709.9	97.5%
0-90	728.0	100.0%
60-90	18.2	2.5%
70-100	7.3	1.0%
90-120	0.1	0.0%
90-180	0.1	0.0%
0-180	728.1	100.0%

52.2 ft (15.9 m)
1 fc maximum distance
Vert. Spread: 8.7°
Horiz. Spread: 56.2°

Coefficients of Utilization - Zonal Cavity Method

		Effective Floor Cavity Reflectance: 20%											
RCC %:		80			70			50			30		
RW %:		70	50	30	0	70	50	30	0	50	30	20	0
RCR:		70	50	30	0	70	50	30	0	50	30	20	0
0	1.19	1.19	1.19	1.19	1.16	1.16	1.16	1.00	1.11	1.11	1.11	1.06	1.06
1	1.14	1.11	1.08	1.06	1.11	1.08	1.06	0.94	1.05	1.03	1.01	1.01	0.99
2	1.08	1.03	0.99	0.96	1.06	1.02	0.98	0.88	0.98	0.95	0.93	0.95	0.91
3	1.03	0.97	0.92	0.88	1.01	0.95	0.91	0.83	0.93	0.89	0.86	0.90	0.87
4	0.98	0.91	0.85	0.82	0.96	0.90	0.85	0.78	0.88	0.84	0.80	0.86	0.82
5	0.94	0.86	0.80	0.76	0.92	0.85	0.80	0.74	0.83	0.78	0.75	0.81	0.77
6	0.90	0.81	0.75	0.72	0.88	0.80	0.75	0.70	0.79	0.74	0.71	0.78	0.74
7	0.86	0.77	0.72	0.68	0.85	0.76	0.71	0.66	0.75	0.70	0.67	0.74	0.70
8	0.82	0.73	0.68	0.64	0.81	0.72	0.67	0.64	0.71	0.67	0.63	0.70	0.66
9	0.79	0.70	0.65	0.61	0.78	0.70	0.64	0.60	0.69	0.64	0.61	0.68	0.63
10	0.76	0.67	0.62	0.58	0.75	0.67	0.61	0.57	0.66	0.61	0.58	0.65	0.60

Luminaire and Accessories

Use Item Number when ordering in North America

Luminaire	Item Number	Item 12NC
PureStyle IntelliHue Powercore, 10° x 60°, 305 mm (12 in), Narrow Beam Angle	123-000025-02	912400133450
Accessories		
Leader Cable, UL, 3 m (10 ft)	108-000065-00	912400133637
Leader Cable, CE/CCC, 3 m (10 ft)	108-000065-01	912400133638
Jumper Cable, UL, 305 mm (1 ft)	108-000066-00	912400133639
Jumper Cable, CE/CCC, 305 mm (1 ft)	108-000066-01	912400133640
Mounting Track, White	120-000194-00	912400133643
Wiring Compartment, UL	120-000191-00	912400133644
Louver, 305 mm (1 ft)	120-000192-02	912400133647
End Of Run Diffusers, Bag of 10	120-000196-00	912400134527
PureStyle & PureStyle Compact Masking Plate, 305 mm (1 ft)	120-000213-01	912400136912
Power Supplies		
Data Enabler Pro, 3/4 in / 1/2 in NPT (U.S. trade size conduit)	106-000004-00	910503701210
Data Enabler Pro, PG21/PG13 (metric size conduit)	106-000004-01	910503701211



© 2024 Signify Holding. All rights reserved. Specifications are subject to change without notice. No representation or warranty as to the accuracy or completeness of the information included herein is given and any liability for any action in reliance thereon is disclaimed.

Color Kinetics
www.colorkinetics.com/global/products/intellihue/purestyle/