

# PureStyle Intelligent Color Powercore, RGBA

Date: \_\_\_\_\_  
Type: \_\_\_\_\_  
Firm Name: \_\_\_\_\_  
Project: \_\_\_\_\_

**10° x 60°, 305 mm (12 in), Narrow Beam Angle**

## Premium interior concealed linear luminaire with intelligent RGBA light

Innovative PureStyle Powercore luminaires bring lighting professionals high output in a compact, easily concealed luminaire. PureStyle delivers exceptionally high-quality light for a wide range of interior applications from cove to wall-washing to backlighting and beyond. Here are just some of the powerful advantages that PureStyle brings to lighting professionals and their clients.



- **Unbeatable Performance**—Major innovations, including a unique optical cluster, enable PureStyle to deliver up to 800 lumens – all with superior beam quality that delivers bright, smooth light.
- **Innovative Design** — With its compact size and an extremely short mixing distance, PureStyle can excel in areas where traditional linear luminaires are impractical. It's available in 305 mm (1 ft) and 1219 mm (4 ft) aluminium housings, as well as a range of beam angles – including wide (100° x 100°), medium (30° x 60°), and narrow (10° x 60°). Interlocking connectors ensure end-to-end installation without visible light scalloping between luminaires – just pure, seamless light.
- **Exceptional Light** - All PureStyle luminaires deliver exceptional light. For applications requiring an emphasis on the orange/gold/red area of the color spectrum, we offer PureStyle iColor Powercore, RGBA.
- **Superior Color Consistency** — Optibin, our proprietary binning optimization process, guarantees uniformity and consistency of hue across LEDs, luminaires, and manufacturing runs.
- **Industry-Leading Controls** — PureStyle luminaires work seamlessly with the complete Color Kinetics line of controllers, including iPlayer 3, Light System Manager, and ColorDial Pro – as well as third-party controllers.
- **Higher Efficiency, Lower Cost** — All PureStyle luminaires integrate Powercore technology, which controls power output to luminaires directly from line voltage – rapidly, efficiently, and accurately. The Color Kinetics Data Enabler Pro merges line voltage with control, and delivers them to the luminaire over a single standard cable – simplifying installation dramatically and lowering total system cost.
- **Easy Installation** — PureStyle luminaires accept power input of 100 to 277 VAC for consistent installation anywhere in the world. Powercore allows long runs and eliminates the need for special wiring and external power supplies. For example, special connectors enable PureStyle luminaires to be connected directly (using jumper cables) with leader cables or with the terminator.

For detailed product information, please refer to the PureStyle Product Guide at [www.colorkinetics.com/global/products/rgb/purestyle/](http://www.colorkinetics.com/global/products/rgb/purestyle/)

# Specifications

Due to continuous improvements and innovations, specifications may change without notice.

## Output

Beam Angle	10° x 60°
Lumens All Channels Full On†	549
Efficacy (lm/W) All Channels Full On	42

## Electrical

Input Voltage	100 to 277 VAC, auto-ranging, 50/60 Hz
Power Consumption (Maximum at full output, steady state)	13 W
Power Factor	0.9 @ 100 to 240 VAC 0.85 @ 277 VAC
Surge Limits¶	1 kV maximum differential (L to N) 2 kV maximum common (L to Gnd or N to Gnd)

For additional Surge Protection Requirements for LED Lighting Systems, please refer to [www.colorkinetics.com/KB/surge-protection](http://www.colorkinetics.com/KB/surge-protection).

## Control

Interface	Data Enabler Pro (DMX or Ethernet)
-----------	------------------------------------

### Control System

Color Kinetics full range of controllers, including Light System Manager, Video System Manager Pro, iPlayer 3, Antumbra iColor Keypad, and ColorDial Pro, or third-party controllers

Remote Monitoring & Management	Philips ActiveSite Ready, works with Interact Landmark
--------------------------------	--

## Lumen Maintenance

Threshold§	Ambient Temperature	Reported¶¶	Calculated¶¶
L <sub>90</sub>	25 °C	11,300	11,300
	50 °C	11,300	11,300
L <sub>80</sub>	25 °C		35,700
	50 °C	35,700	35,700
L <sub>70</sub>	25 °C	> 54,000	63,300
	50 °C	> 54,000	63,300
L <sub>50</sub>	25 °C	> 54,000	> 100,000
	50 °C	> 54,000	> 100,000

† Lumen measurement complies with IES LM-79-08 testing procedures.

§ L<sub>xx</sub> = 50% lumen maintenance (when light output drops below 50% of initial output). All values are given at B10, or the median value where 90% of the LED population is better than the reported or calculated lumen maintenance measurement.

¶ Minimum surge limits per IEC 61547, tested in accordance with IEC 61000-4-5.

¶¶ Lumen maintenance figures are based on lifetime prediction graphs supplied by LED source manufacturers. Whenever possible, figures use measurements that comply with IES LM-80-08 testing procedures. In accordance with TM-21-11, Reported values represent the interpolated value based on six times the LM-80-08 total test duration (in hours). Calculated values represent time durations that exceed six times the total test duration.

## Physical

Dimensions (Height x Width x Depth)	58.5 x 298.8 x 40 mm (2.3 x 11.75 x 1.57 in)
Weight	0.5 kg (1.1 lb)
Housing Material	Extruded anodized aluminium, white powder-coated finish
Lens	Polycarbonate
Luminaire Connections	Integral male/female connectors

### Temperature Ranges

-20 to 50 °C (-4 to 122 °F) Operating  
-20 to 50 °C (-4 to 122 °F) Startup  
-40 to 80 °C (-40 to 176 °F) Storage

Humidity	0 to 95%, non-condensing
----------	--------------------------

### Luminaire Run Lengths

To calculate luminaire run lengths and total power consumption for your specific installation, download the Configuration Calculator from [www.colorkinetics.com/support/install\\_tool/](http://www.colorkinetics.com/support/install_tool/)

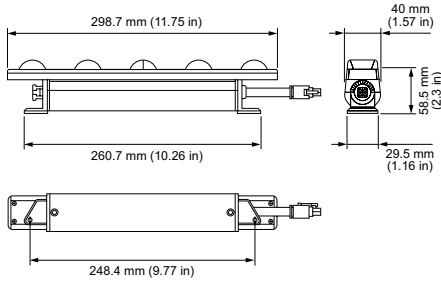
## Certification and Safety

Approbation	UL/cUL, FCC Class B, CE, PSE, CQC, RCM
Environment	Dry/Damp Location, IP20

For additional Energy Efficiency Class Information, please refer to <https://colorkinetics.helpdocs.io/article/cviis2p8qq>.



# Dimensions



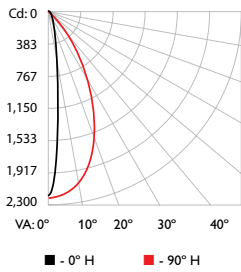
# Photometrics 10° x 60°, 305 mm (12 in)

Photometric data is based on test results from an independent NIST traceable testing lab. IES data is available at [www.colorkinetics.com/global/support/ies](http://www.colorkinetics.com/global/support/ies).

Beam Angle	10° x 60°
LED	All channels full on
Lumens All Channels Full On	549
Efficacy (lm/W) All Channels Full On	42



## Polar Candela Distribution

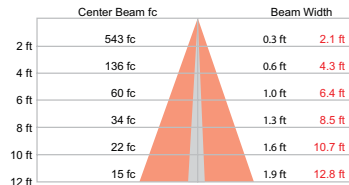


Cd: 0	0	25	45	70	90
383	0	2172	2172	2172	2172
767	5	1106	1251	1550	1994
1,150	15	311	332	442	1040
1,533	25	153	181	250	626
1,917	35	36	44	88	370
2,300	45	21	19	20	78
	55	33	27	8	8
	65	26	8	4	4
	75	6	2	2	2
	85	0	0	0	0
	90	0	0	0	0

VA: 0°    10°    20°    30°    40°

■ - 0° H    ■ - 90° H

## Illuminance at Distance



## Zonal Lumen

Zone	Lumens	% Luminaire
0-30	425.8	73.7%
0-40	519.1	89.8%
0-60	566.3	98.0%
0-90	577.8	100.0%
60-90	11.5	2.0%
70-100	3.8	0.7%
90-120	0.0	0.0%
90-180	0.0	0.0%
0-180	577.9	100.0%

46.5 ft (14.1 m)  
1 fc maximum distance

■ Vert. Spread: 9.2°  
■ Horiz. Spread: 56.2°

For lux multiply fc by 10.7

## Coefficients of Utilization - Zonal Cavity Method

Effective Floor Cavity Reflectance: 20%

RCC %:	80	70	50	30	10	0					
RW %:	70	50	30	20	50	30	20	50	30	20	0
0	1.19	1.19	1.19	1.19	1.19	1.19	1.19	1.19	1.19	1.19	1.19
1	1.14	1.11	1.08	1.06	1.11	1.09	1.07	0.94	1.05	1.03	1.01
2	1.08	1.04	1.00	0.96	1.06	1.02	0.98	0.88	0.99	0.96	0.93
3	1.03	0.97	0.92	0.88	1.01	0.96	0.91	0.83	0.93	0.89	0.86
4	0.98	0.91	0.86	0.82	0.97	0.90	0.85	0.78	0.88	0.84	0.81
5	0.94	0.86	0.81	0.76	0.92	0.85	0.80	0.74	0.83	0.79	0.75
6	0.90	0.81	0.76	0.72	0.88	0.81	0.75	0.70	0.79	0.75	0.71
7	0.86	0.77	0.72	0.68	0.85	0.77	0.71	0.66	0.75	0.71	0.67
8	0.82	0.74	0.68	0.64	0.81	0.73	0.68	0.63	0.72	0.67	0.64
9	0.78	0.70	0.65	0.61	0.78	0.70	0.64	0.60	0.69	0.64	0.61
10	0.76	0.67	0.62	0.58	0.75	0.67	0.61	0.57	0.66	0.61	0.58

# Luminaire and Accessories

Use Item Number when ordering in North America

<b>Luminaire</b>	<b>Item Number</b>	<b>Item 12NC</b>
PureStyle Intelligent Color Powercore, RGBA, 10° x 60°, 305 mm (12 in), Narrow Beam Angle	123-000026-02	912400133456
<b>Accessories</b>		
Leader Cable, UL, 3 m (10 ft)	108-000065-00	912400133637
Leader Cable, CE/CCC, 3 m (10 ft)	108-000065-01	912400133638
Jumper Cable, UL, 305 mm (1 ft)	108-000066-00	912400133639
Jumper Cable, CE/CCC, 305 mm (1 ft)	108-000066-01	912400133640
Jumper Cable, UL, 1.5 m (5 ft)	108-000066-02	912400133641
Jumper Cable, CE/CCC, 1.5 m (5 ft)	108-000066-03	912400133642
Mounting Track, White	120-000194-00	912400133643
Wiring Compartment, UL	120-000191-00	912400133644
Louver, 305 mm (1 ft)	120-000192-02	912400133647
End Of Run Diffusers, Bag of 10	120-000196-00	912400134527
Masking Plate	120-000213-01	912400136912
<b>Power Supplies</b>		
Data Enabler Pro, 3/4 in / 1/2 in NPT (U.S. trade size conduit)	106-000004-00	910503701210
Data Enabler Pro, PG21/PG13 (metric size conduit)	106-000004-01	910503701211



© 2021 Signify Holding. All rights reserved. Specifications are subject to change without notice. No representation or warranty as to the accuracy or completeness of the information included herein is given and any liability for any action in reliance thereon is disclaimed.

Color Kinetics  
[www.colorkinetics.com/global/products/rgb/purestyle/](http://www.colorkinetics.com/global/products/rgb/purestyle/)