

Graze Compact Powercore

Date: _____

Type: _____

Firm Name: _____

Project: _____

RGBW, 100 to 277 VAC, Low Power, 10° x 60°, 305 mm (1 ft)

Exterior compact linear grazing luminaire with intelligent RGBW light

Graze Compact Powercore, RGBW is a high-performance, exterior linear luminaire designed to highlight architectural features like molding details, archways and windows up to two stories high. Graze Compact RGBW luminaires adds a separate white LED creating better-quality whites compared to RGB. Multiple luminaire lengths and beam angles support a large range of façade or surface illumination applications. The brand new low-profile housing, connectorized cabling, a universal power input range, and direct line voltage make Graze Compact luminaires easy to install and operate.



- Tailor light output to specific applications—Available in two standard lengths (1 ft and 4 ft), and four standard 10° x 60°, 30° x 60°, 60° x 60°, and 100° x 100° beam angles.
- Ultra compact form factor—Graze Compact's ultra-low profile is half the size of Graze, allowing it to fit discretely into almost any layout, from simple to elaborate.
- Innovative optical design features fully mixed light directly out of the luminaire. This allows for smaller setbacks than many other luminaires.
- Improve color consistency between all LED luminaires in a family with Chromasync technology. During the manufacturing process a calibrated light measurement device creates an algorithm to define a common color gamut for an entire family of LED luminaires. When Chromasync is enabled, color consistency between luminaires is achieved without having to manually adjust color points on each luminaire.
- Integrates patented Powercore technology that controls power output to luminaires directly from line voltage – rapidly, efficiently, and accurately. The Color Kinetics Data Enabler Pro merges line voltage with control data and delivers them to luminaires over a single standard cable, dramatically simplifying installation and lowering total system cost.
- Graze Compact provides years of reliable use under rugged conditions. Graze Compact raises reliability even further with more protection from corrosion by meeting ASTM B117 standard and ANSI C136.31-2010 standard with a 3G vibration rating.
- Works seamlessly with the Color Kinetics full range of controllers, including Light System Manager, iPlayer 3, Antumbra iColor Keypad, and ColorDial Pro—as well as third-party controllers.
- Convenient push-and-click connectors let you easily and rapidly install Leader Cables and Jumper Cables. Constant torque locking hinges offer simple and consistent position control from various angles.
- Customizable accessories - Customize your Graze luminaire with a choice of accessories: mounting arm, masking shield, symmetric louver, and masking tray. Mounting arm available in three sizes.

For detailed product information, please refer to the Graze Compact Product Guide at www.colorkinetics.com/global/products/rgb/graze-compact-powercore-rgbw/

Specifications

Due to continuous improvements and innovations, specifications may change without notice.

Output

| | |
|--------------------|------------------------------|
| Beam Angle | 10° x 60° |
| Lumens † | 195 |
| Lumens per channel | R 103 / G 188 / B 67 / W 198 |
| Efficacy (lm/W) §§ | 48.2 |
| LED Channels | Red/Green/Blue/White |

Electrical

| | |
|-------------------------------------------------------------|----------------------------------------------------------------------------------|
| Input Voltage | 100 to 277 VAC, auto-ranging, 50/60 Hz |
| Power Consumption (Maximum at full output, steady state) | 4.0 W |
| Surge Limits ¶¶ | 2 kV maximum differential (L to N) 4 kV maximum common (L to Gnd or N to Gnd) |

For additional Surge Protection Requirements for LED Lighting Systems, please refer to www.colorkinetics.com/KB/surge-protection.

Control

| | |
|-----------|------------------------------------|
| Interface | Data Enabler Pro (DMX or Ethernet) |
|-----------|------------------------------------|

Control System

Color Kinetics full range of controllers, including Light System Manager, iPlayer 3, Antumbra iColor Keypad, and ColorDial Pro, or third-party controllers

Remote Monitoring & Management Works with Interact Landmark

Lumen Maintenance

| Threshold§ | Ambient Temperature | | Reported ¶¶ | Calculated ¶¶¶ |
|-----------------|---------------------|-------|-------------|----------------|
| | 25 °C | 50 °C | | |
| L ₉₀ | 25 °C | | > 54,000 | > 100,000 |
| | 50 °C | | > 54,000 | > 100,000 |
| L ₈₀ | 25 °C | | > 54,000 | > 100,000 |
| | 50 °C | | > 54,000 | > 100,000 |
| L ₇₀ | 25 °C | | > 54,000 | > 100,000 |
| | 50 °C | | > 54,000 | > 100,000 |
| L ₅₀ | 25 °C | | > 54,000 | > 100,000 |
| | 50 °C | | > 54,000 | > 100,000 |

† 305 mm (1 ft) lumen output measurements comply with IES LM-79-08 testing procedures. 610 mm (2 ft), 914 mm (3 ft), and 1219 mm (4 ft) measurements are estimated based on the 305 mm (1 ft) measurements.

§ L_{xx} = xx% lumen maintenance (when light output drops below xx% of initial output). All values are given at B10, or the median value where 90% of the LED population is better than the reported or calculated lumen maintenance measurement.

¶ Minimum surge limits per IEC 61547, tested in accordance with IEC 61000-4-5.

§§ Efficacy measurements are estimated based on the 305 mm (1 ft) measurements.

¶¶ Lumen maintenance figures are based on lifetime prediction graphs supplied by LED source manufacturers. Whenever possible, figures use measurements that comply with IES LM-80-08 testing procedures. In accordance with TM-21-11, Reported values represent the interpolated value based on six times the LM-80-08 total test duration (in hours). Calculated values represent time durations that exceed six times the total test duration.

Physical

| | |
|----------------------------------------|--------------------------------------------------|
| Dimensions (Height x Width x Depth) | 45.05 x 306.3 x 42.2 mm (1.77 x 12.06 x 1.66 in) |
| Weight | 0.68 kg (1.5 lb) |
| Housing Material | Extruded anodized aluminium |
| Lens | Glass |
| Luminaire Connections | Integral male/female waterproof connectors |
| Mounting | Multi-positional, constant torque locking hinges |

Temperature Ranges

-40 to 50 °C (-40 to 122 °F) Operating
 -20 to 50 °C (-4 to 122 °F) Startup
 -40 to 80 °C (-40 to 176 °F) Storage

Vibration Resistance

Complies with ANSI C136.31, 3G
 Mechanical Impact IK07 (IK06 2ft and 3ft)

Corrosion Resistance

Complies with ASTM B117 standard for > 1,500 hours
 Humidity 0 to 95%, non-condensing

Thermal Protection enabled

For additional Thermal Protection information, please refer to <https://colorkinetics.helpdocs.io/article/sh301ducix>

Luminaire Run Lengths

To calculate luminaire run lengths and total power consumption for your specific installation, download the Configuration Calculator from www.colorkinetics.com/support/install_tool/

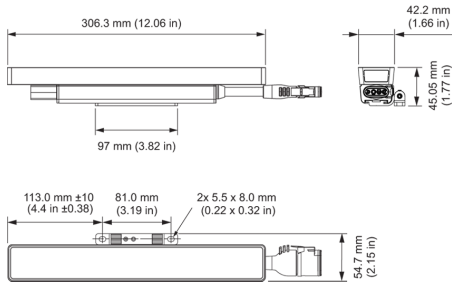
Certification and Safety

Approbation UL/cUL, FCC Class A, PSE, CE, CQC, RCM, EAC, BIS, UA
 Environment Dry/Damp/Wet Location, IP66

For additional Energy Efficiency Class Information, please refer to <https://colorkinetics.helpdocs.io/article/cvuis2p8qq>.



Dimensions

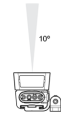


Photometrics

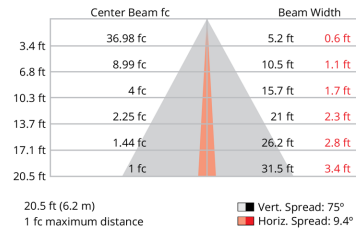
Low Power, 10° x 60° beam angle, 305 mm (1 ft), max on

Photometric data is based on full hemisphere testing to IES standards.

| | |
|-----------------|-----------|
| Beam Angle | 10° x 60° |
| LED | RGBW |
| Lumens | 195.0 |
| Efficacy (lm/W) | 48.2 |



Illuminance at Distance

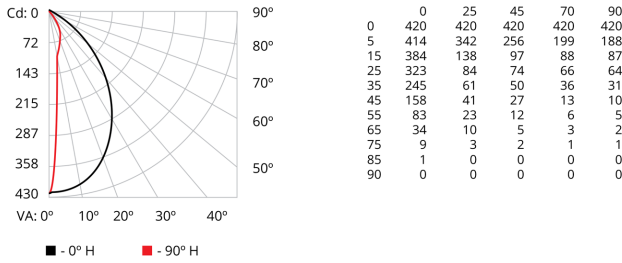


Zonal Lumen

| Zone | Lumens | % Luminaire |
|--------|--------|-------------|
| 0-30 | 107.7 | 55.10% |
| 0-40 | 145.1 | 74.30% |
| 0-60 | 185.3 | 94.80% |
| 60-90 | 10.1 | 5.10% |
| 70-100 | 2.8 | 1.40% |
| 90-120 | 0 | 0% |
| 0-90 | 195.3 | 100% |
| 90-180 | 0 | 0% |
| 0-180 | 195.3 | 100% |

For lux multiply fc by 10.87

Polar Candela Distribution



Coefficients of Utilization - Zonal Cavity Method

Effective Floor Cavity Reflectance: 20%

| RCC %: | 80 | 70 | 50 | 30 | 10 | 0 |
|----------|----|----|----|----|----|---|
| RW %: 70 | 0 | 0 | 0 | 0 | 0 | 0 |
| RW %: 50 | 0 | 0 | 0 | 0 | 0 | 0 |
| RW %: 30 | 0 | 0 | 0 | 0 | 0 | 0 |
| RW %: 10 | 0 | 0 | 0 | 0 | 0 | 0 |
| RW %: 0 | 0 | 0 | 0 | 0 | 0 | 0 |

RCC:

| | | | | | | | | | | | | | | | | | | |
|----|------|------|------|------|------|------|------|------|------|------|------|------|------|------|------|------|------|------|
| 0 | 1.19 | 1.19 | 1.19 | 1.16 | 1.16 | 1.16 | 1 | 1.11 | 1.11 | 1.11 | 1.06 | 1.06 | 1.06 | 1.02 | 1.02 | 1.02 | 1 | |
| 1 | 1.12 | 1.09 | 1.06 | 1.04 | 1.1 | 1.07 | 1.04 | 0.92 | 1.03 | 1.01 | 0.99 | 0.99 | 0.97 | 0.96 | 0.96 | 0.94 | 0.93 | 0.91 |
| 2 | 1.05 | 1 | 0.95 | 0.91 | 1.03 | 0.98 | 0.94 | 0.83 | 0.95 | 0.91 | 0.88 | 0.92 | 0.89 | 0.86 | 0.89 | 0.86 | 0.84 | 0.82 |
| 3 | 0.99 | 0.91 | 0.86 | 0.81 | 0.97 | 0.9 | 0.85 | 0.76 | 0.87 | 0.83 | 0.79 | 0.85 | 0.81 | 0.78 | 0.82 | 0.79 | 0.76 | 0.75 |
| 4 | 0.93 | 0.84 | 0.78 | 0.73 | 0.91 | 0.83 | 0.77 | 0.69 | 0.81 | 0.76 | 0.71 | 0.79 | 0.74 | 0.71 | 0.77 | 0.73 | 0.7 | 0.68 |
| 5 | 0.88 | 0.78 | 0.71 | 0.66 | 0.86 | 0.77 | 0.71 | 0.64 | 0.75 | 0.69 | 0.65 | 0.73 | 0.68 | 0.65 | 0.72 | 0.67 | 0.64 | 0.62 |
| 6 | 0.83 | 0.72 | 0.66 | 0.61 | 0.81 | 0.72 | 0.65 | 0.59 | 0.7 | 0.64 | 0.6 | 0.68 | 0.63 | 0.6 | 0.67 | 0.63 | 0.59 | 0.57 |
| 7 | 0.78 | 0.68 | 0.61 | 0.56 | 0.77 | 0.67 | 0.6 | 0.55 | 0.65 | 0.6 | 0.55 | 0.64 | 0.59 | 0.55 | 0.63 | 0.58 | 0.55 | 0.53 |
| 8 | 0.74 | 0.63 | 0.57 | 0.52 | 0.73 | 0.63 | 0.56 | 0.51 | 0.61 | 0.56 | 0.52 | 0.6 | 0.55 | 0.51 | 0.59 | 0.55 | 0.51 | 0.5 |
| 9 | 0.7 | 0.59 | 0.53 | 0.48 | 0.69 | 0.59 | 0.53 | 0.48 | 0.58 | 0.52 | 0.48 | 0.57 | 0.52 | 0.48 | 0.56 | 0.51 | 0.48 | 0.46 |
| 10 | 0.67 | 0.56 | 0.5 | 0.45 | 0.66 | 0.56 | 0.49 | 0.45 | 0.55 | 0.49 | 0.45 | 0.54 | 0.49 | 0.45 | 0.53 | 0.48 | 0.45 | 0.44 |

Luminaire and Accessories

Use Item Number when ordering in North America

| Luminaire | Item Number | Item 12NC |
|------------------------------------------------------------------------------------|--------------------|------------------|
| Graze Compact Powercore, RGBW, 100 to 277 VAC, Low Power, 10° x 60°, 305 mm (1 ft) | 423-000021-00 | 912400136698 |
| Accessories | | |
| Graze Compact Powercore Jumper Cable, 1 ft, CE/CQC | 108-000073-01 | 912400136931 |
| Graze Compact Powercore Jumper Cable, 5 ft, CE/CQC | 108-000073-03 | 912400136933 |
| Graze Compact Powercore Jumper Cable, 1 ft, UL | 108-000073-00 | 912400136930 |
| Graze Compact Powercore Jumper Cable, 5 ft, UL | 108-000073-02 | 912400136932 |
| Graze Compact Powercore Leader Cable, 10 ft, CE/CQC | 108-000074-01 | 912400136941 |
| Graze Compact Powercore Leader Cable, 10 ft, UL | 108-000074-00 | 912400136940 |
| Graze Compact Constant Torque Hinge, (Set of 10) | 120-000211-00 | 912400136664 |
| Graze Compact Masking Tray, 305 mm, 1 ft | 120-000209-00 | 912400136656 |
| Graze Compact Masking Tray End Plate, (Pair) | 120-000209-04 | 912400137116 |
| Architectural Mounting Arm, Short, Gray | 120-000206-00 | 912400136642 |
| Architectural Mounting Arm, Medium, Gray | 120-000206-01 | 912400136643 |
| Architectural Mounting Arm, Long, Gray | 120-000206-02 | 912400136644 |
| Graze Compact Symmetric Louver, 305 mm, 1 ft | 120-000207-00 | 912400136648 |
| Graze Compact Tether Anchor, (Set of 10) | 120-000211-01 | 912400136665 |
| Graze Compact Masking Shield, 305 mm, 1 ft | 120-000216-01 | 912400137226 |
| Power Supplies | | |
| Data Enabler Pro, 3/4 in / 1/2 in NPT (U.S. trade size conduit) | 106-000004-00 | 910503701210 |
| Data Enabler Pro, PG21/PG13 (metric size conduit) | 106-000004-01 | 910503701211 |

