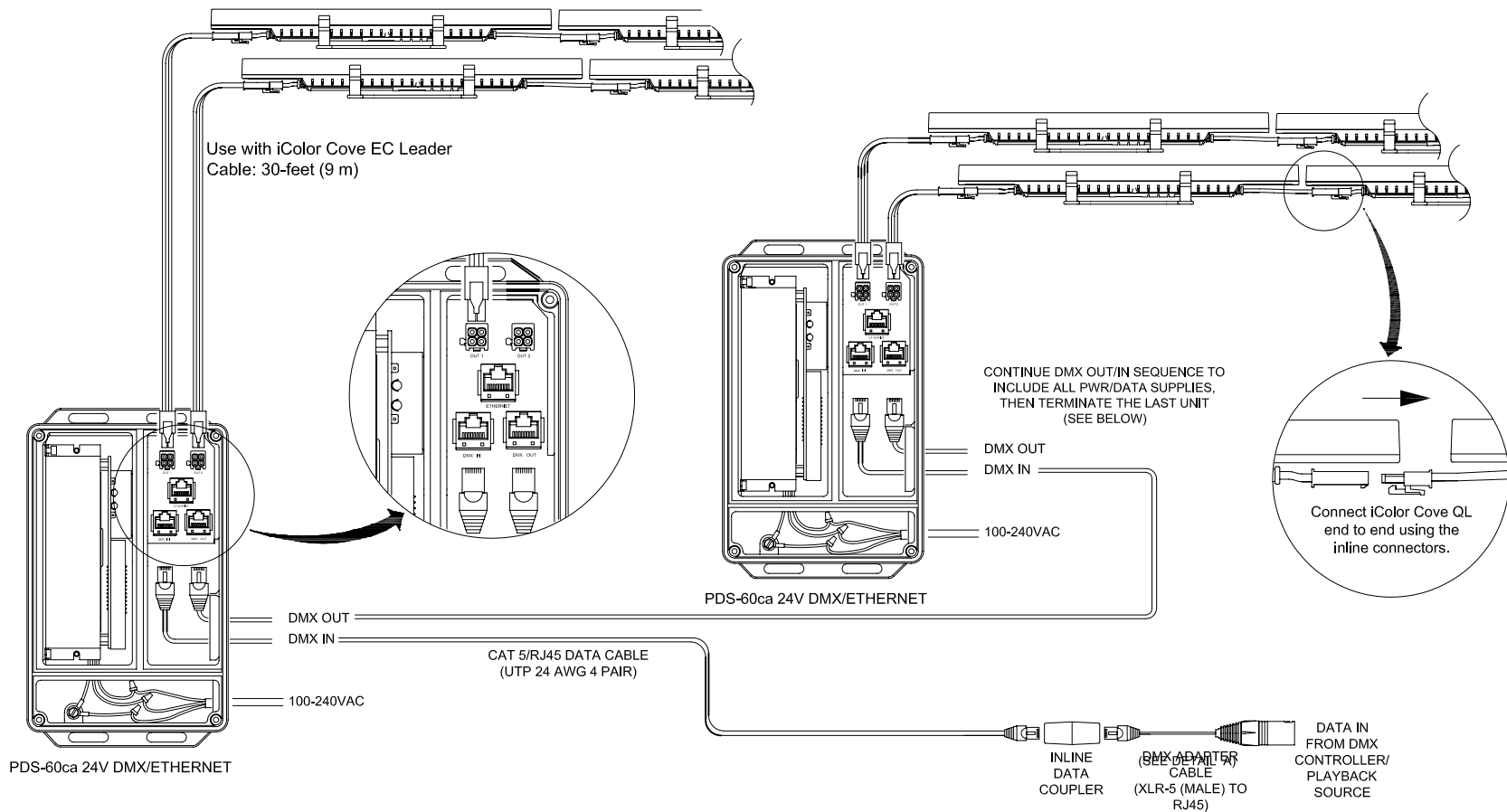
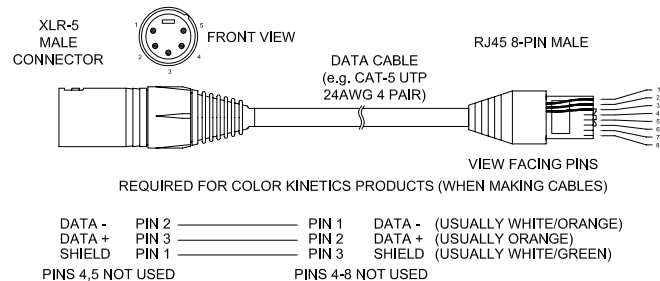


MAXIMUM NUMBER OF FIXTURES PER PDS-60ca 24V: 20 (ALL ON OUTPUT 1 OR DIVIDED BETWEEN OUTPUTS 1 AND 2)



DETAIL A



WIRE COLORS ARE TYPICAL OF CAT-5/RJ45 DATA CABLES, BUT MAY DIFFER. WHEN USING OTHER TYPES OF CABLES PAY CLOSE ATTENTION TO THE PIN DETAIL.

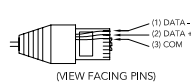
NOTE:

- USE A THIRD PARTY DMX REPEATER ON EVERY 32nd PDS UNIT IN THE DAISY CHAIN OR WHEN THE TOTAL DMX DATA RUN EXCEEDS 1000 FEET (300m). REFER TO THE "RECOMMENDED PRACTICES FOR DMX512" FOR FURTHER INFORMATION REGARDING INSTALLATIONS UTILIZING DMX512. CONTACT TECHNICAL SUPPORT FOR RECOMMENDED THIRD PARTY DMX REPEATERS.
- PLACE A DATA TERMINATOR IN THE DMX LOOP OUT PORT OF THE LAST PDS UNIT IN THE DAISY-CHAIN.
- THE LEADER CABLE IS CONNECTORIZED TO ENSURE FAULTLESS WIRING. DO NOT REMOVE OR REPLACE THE FACTORY INSTALLED CONNECTORS.
- DO NOT SHORTEN, LENGTHEN, OR MODIFY THE LEADER CABLE. CUTTING THE LEADER CABLE MAY DAMAGE THE DATA DRIVE CIRCUITRY.

DATA TERMINATOR



CAT5/RJ45 PINOUT



TITLE:

SYSTEM WIRING DIAGRAM (TYP)

PRODUCTS:

iCOLOR COVE QL/PDS-60ca 24V/DMX CONTROLLER

DATE: 3-6-2008

DWG. BY: BHG

SCALE: NTS

REV: 1

PAGE: 1 OF 1



COPYRIGHT © 2007 PHILIPS SOLID-STATE LIGHTING SOLUTIONS. ALL RIGHTS RESERVED. CHROMACORE, CHROMALIC, iC, THE iC LOGO, COLOR KINETICS, THE COLOR KINETICS LOGO, COLOR KINETICS THE LEADER IN INTELLIGENT LIGHT, COLORJUST, COLORLINE, COLORMIX, COLORPLAY, COLORSCAPE, iDRAND, iDIRECT LIGHT, iESSENTIALWHITE, iV, iCOLOR, iCOLOR CORE, iILLUMINATE, iM, iPLAYERS, iLIGHT MESHOUT, iMETS, iOPTIMA, iPOWERCORE, iQUICK-PLAY, iSAUCE, iTHE SAUCE LOGO, AND iSMARTJUCIES ARE EITHER REGISTERED TRADEMARKS OR TRADEMARKS OF PHILIPS SOLID-STATE LIGHTING SOLUTIONS IN THE UNITED STATES AND/OR OTHER COUNTRIES. ALL OTHER BRAND OR PRODUCT NAMES ARE TRADEMARKS OR REGISTERED TRADEMARKS OF THEIR RESPECTIVE OWNERS.