

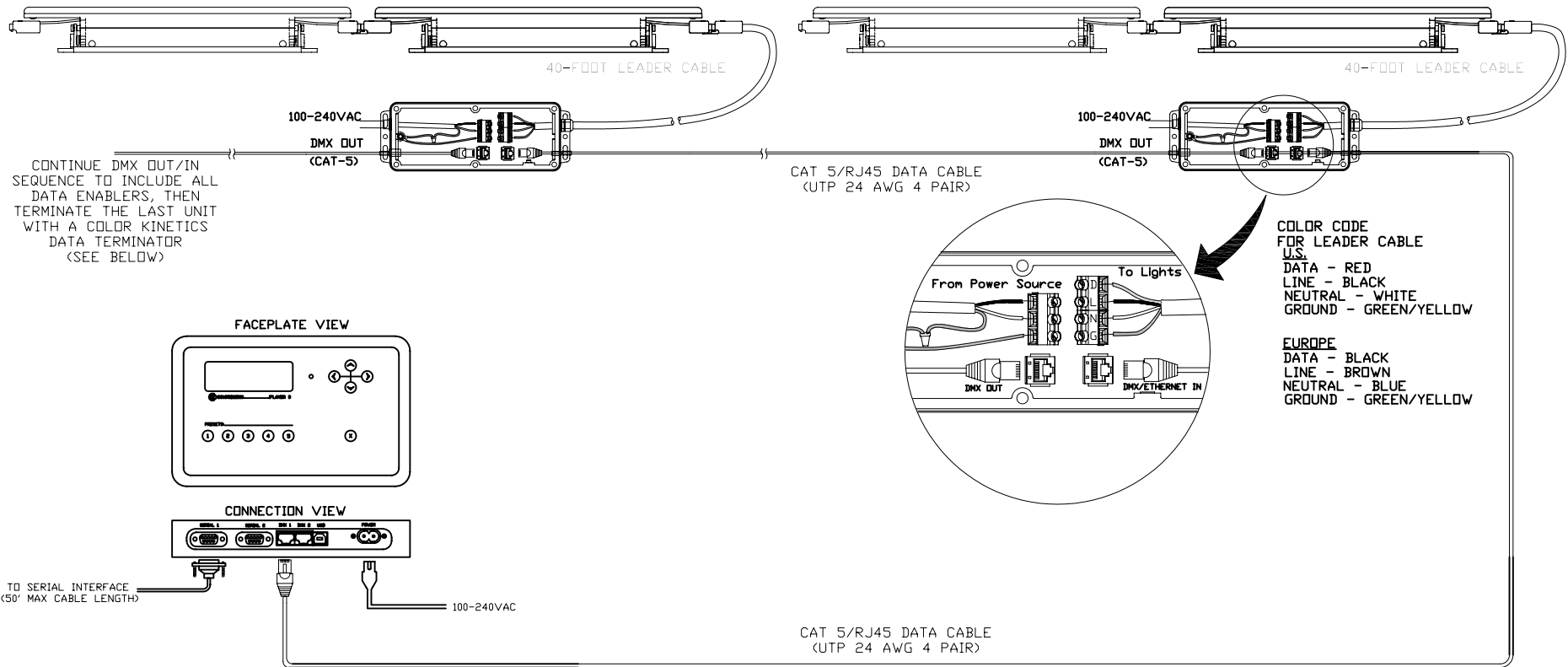
TO CALCULATE THE NUMBER OF FIXTURES PER DATA ENABLER FOR YOUR CUSTOMIZED INSTALLATION, REFER TO THE CONFIGURATION CALCULATOR LOCATED AT WWW.COLORKINETICS.COM/SUPPORT/INSTALL_TOOL

MAXIMUM LIGHTS PER DATA ENABLER: 60 @ 120VAC, 85 @ 220VAC, 95 @ 240 VAC

MAXIMUM LIGHTS PER DATA ENABLER: 60 @ 120VAC, 85 @ 220VAC, 95 @ 240 VAC

END-TO-END CONNECTION

END-TO-END CONNECTION



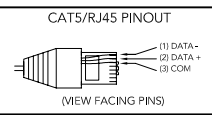
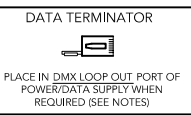
COLOR CODE FOR LEADER CABLE
U.S.
 DATA - RED
 LINE - BLACK
 NEUTRAL - WHITE
 GROUND - GREEN/YELLOW

EUROPE
 DATA - BLACK
 LINE - BROWN
 NEUTRAL - BLUE
 GROUND - GREEN/YELLOW

NOTE:
 -USE A THIRD PARTY DMX REPEATER ON EVERY 32nd DATA ENABLER IN THE DAISY CHAIN OR WHEN THE TOTAL DMX DATA RUN EXCEEDS 1000 FEET (300m). REFER TO THE "RECOMMENDED PRACTICES FOR DMX512" FOR FURTHER INFORMATION REGARDING INSTALLATIONS UTILIZING DMX512. CONTACT TECHNICAL SUPPORT FOR RECOMMENDED THIRD PARTY DMX REPEATERS.
 -IPLAYER 3 CAN SUPPORT TWO SEPARATE DMX UNIVERSES. USE "DMX 1" FOR SINGLE UNIVERSE APPLICATIONS. REFER TO IPLAYER 3 USER GUIDE FOR ADDITIONAL ON-BOARD FEATURES.
 -PLACE A DATA TERMINATOR IN THE DMX LOOP OUT PORT OF THE LAST PDS UNIT IN THE DAISY-CHAIN.



COPYRIGHT © 2007 PHILIPS SOLIDSTATE LIGHTING SOLUTIONS. ALL RIGHTS RESERVED. CHROMACORE, CHROMASCENE, OR THE CO LOGO, COLOR KINETICS, THE COLOR KINETICS LOGO, COLOR KINETICS THE LEADER IN INTELLIGENT LIGHT, COLORBLISS, COLOURBLISS, COLOURBLISS COLOURSCAPE, COLOURSCAPE, DIMAND, DIRECT LIGHT, ESSENTIALWHITE, iV, iCOLOR, iCOLOR COVE, INTELLIWHITE, iV, iPLAYER, LIGHT BENDOUT LIMITS, OPTIBER, POWERCORE, QUICKPLAY, SAUCE, THE SAUCE LOGO, AND SMARTJUICE ARE EITHER REGISTERED TRADEMARKS OR TRADEMARKS OF PHILIPS SOLIDSTATE LIGHTING SOLUTIONS IN THE UNITED STATES AND/OR OTHER COUNTRIES. ALL OTHER BRAND OR PRODUCT NAMES ARE TRADEMARKS OR REGISTERED TRADEMARKS OF THEIR RESPECTIVE OWNERS.



TITLE: SYSTEM WIRING DIAGRAM (TYP)
PRODUCTS: iCOLOR COVE MX/DATA ENABLER/IPLAYER 3

DATE: 8-13-2007
DWG. BY: BHG
SCALE: NTS
REV: BHG: 9-5-2007
PAGE: 1 OF 1