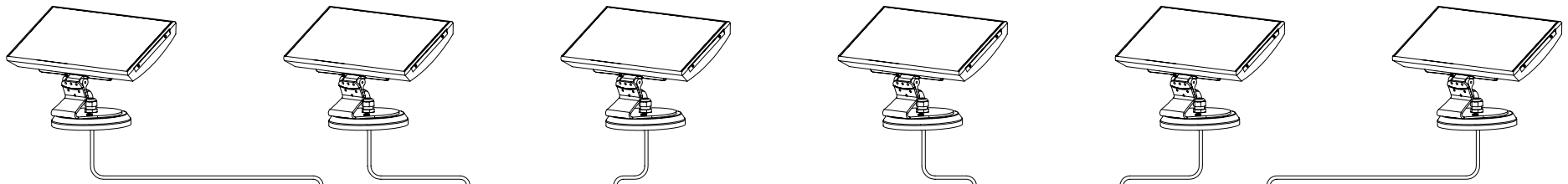
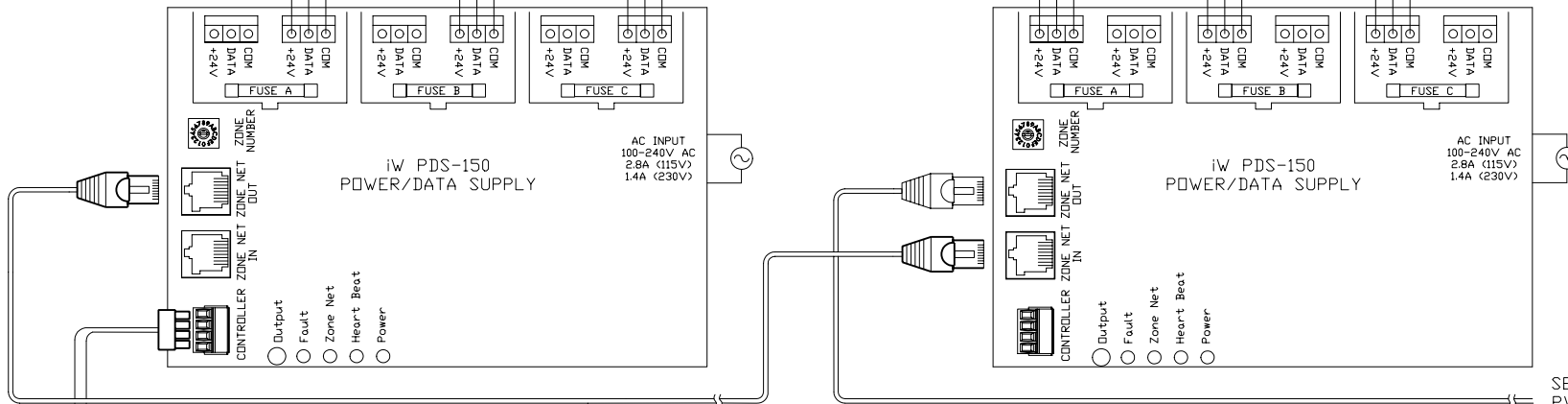


iW BLAST 12 FIXTURES
(MAX. 3 PER iW PDS-150)



60' POWER/DATA CABLES
(INCLUDED W/ FIXTURES-
DO NOT EXTEND)

CAUTION: CONNECT ONLY 1
FIXTURE TO A FUSE GROUP

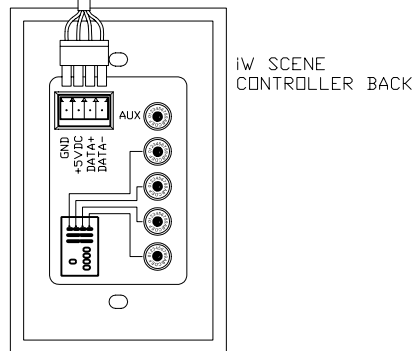


CAT 5/RJ45 DATA CABLE
(UTP 24 AWG 4 PAIR)

CAT 5/RJ45 DATA CABLE
(UTP 24 AWG 4 PAIR)

CONTINUE ZONE OUT/IN
SEQUENCE TO INCLUDE ALL
PWR/DATA SUPPLIES, THEN
TERMINATE THE LAST UNIT
(SEE DETAIL A)

50' MAX. CABLE
PROVIDED WITH
CONTROLLER



iW SCENE
CONTROLLER BACK

DETAIL A

DATA TERMINATOR

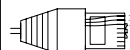


PLACE IN ZONE NET OUT PORT
OF POWER/DATA SUPPLY WHEN
REQUIRED (SEE NOTES)

NOTE:

- LIMIT RUN TO 32 iW PDS UNITS
- INSERT DATA TERMINATOR IN THE ZONE NET OUT PORT AT THE END OF A RUN

CAT-5/RJ45 PIN-OUT



(VIEW FACING PINS)



COLOR KINETICS INCORPORATED
10 MILK STREET, SUITE 1100
BOSTON, MA 02108
888 FULL RGB
617 423 9999
WWW.COLORKINETICS.COM

FULL SPECTRUM DIGITAL LIGHTING

TITLE:
SYSTEM WIRING DIAGRAM (TYP)

PRODUCTS:
iW BLAST 12 / iW PDS-150 /
iW SCENE CONTROLLER

DATE: 1-17-2005

DWG. BY: TC PR

SCALE: NTS

REV:

PAGE: 1 OF 1