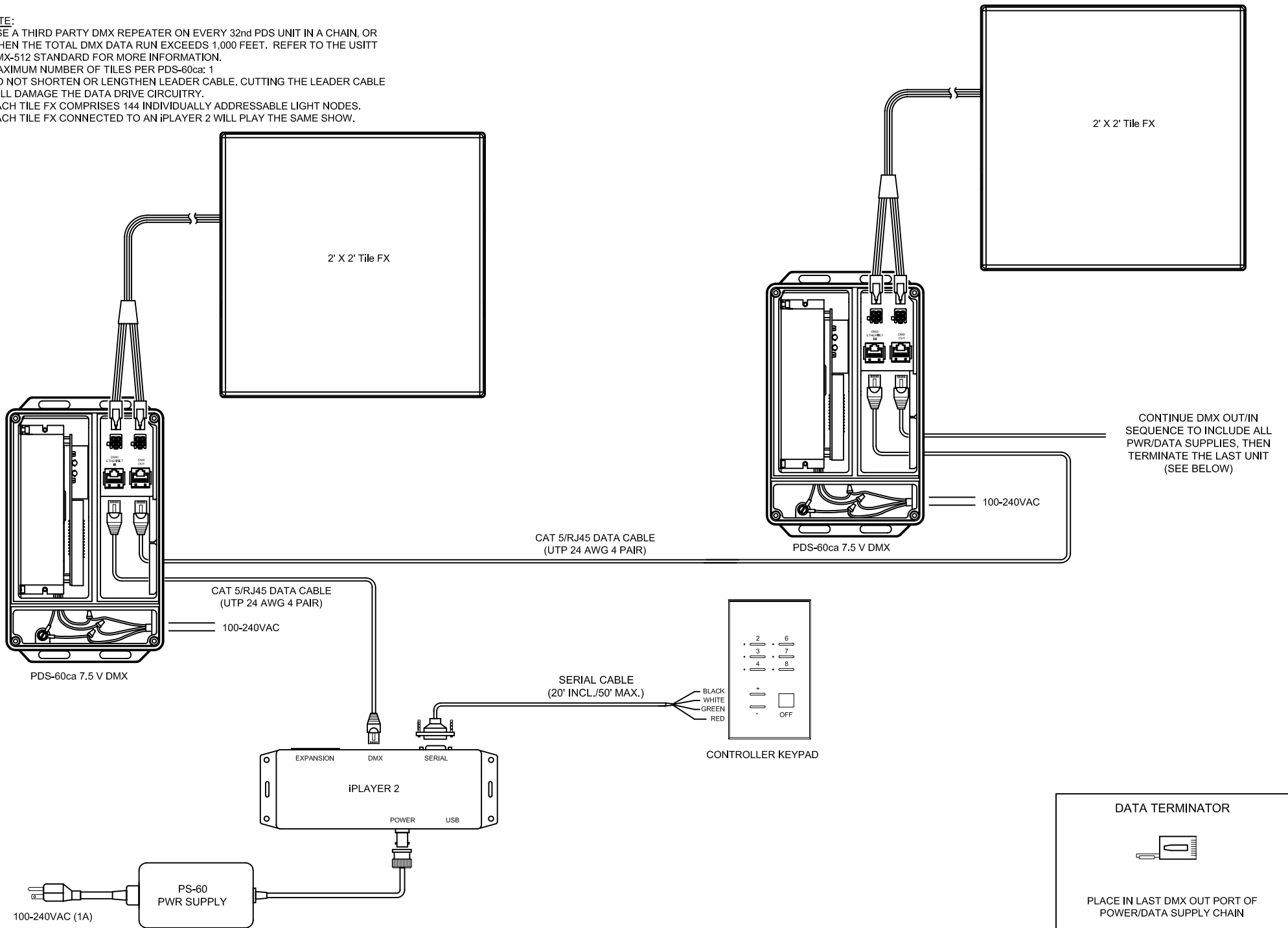


NOTE:

- USE A THIRD PARTY DMX REPEATER ON EVERY 32nd PDS UNIT IN A CHAIN, OR WHEN THE TOTAL DMX DATA RUN EXCEEDS 1,000 FEET. REFER TO THE USITT DMX-512 STANDARD FOR MORE INFORMATION.
- MAXIMUM NUMBER OF TILES PER PDS-60ca: 1
- DO NOT SHORTEN OR LENGTHEN LEADER CABLE. CUTTING THE LEADER CABLE WILL DAMAGE THE DATA DRIVE CIRCUITRY.
- EACH TILE FX COMPRISES 144 INDIVIDUALLY ADDRESSABLE LIGHT NODES.
- EACH TILE FX CONNECTED TO AN iPLAYER 2 WILL PLAY THE SAME SHOW.



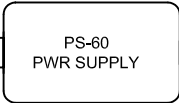
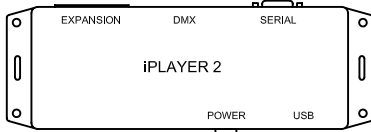
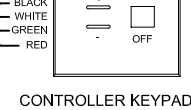
CAT 5/RJ45 DATA CABLE
(UTP 24 AWG 4 PAIR)

CAT 5/RJ45 DATA CABLE
(UTP 24 AWG 4 PAIR)

100-240VAC

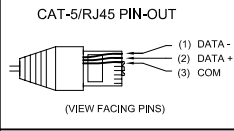
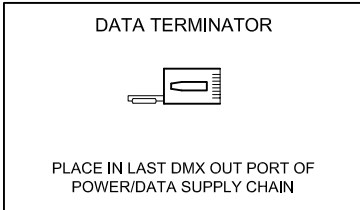
PDS-60ca 7.5 V DMX

SERIAL CABLE
(20' INCL./50' MAX.)



100-240VAC (1A)

CONTINUE DMX OUT/IN
SEQUENCE TO INCLUDE ALL
PWR/DATA SUPPLIES, THEN
TERMINATE THE LAST UNIT
(SEE BELOW)



COLOR KINETICS INCORPORATED
10 MILK STREET, SUITE 1100
BOSTON, MA 02108
888 FULL RGB
617 423 9999
WWW.COLORKINETICS.COM

"FULL SPECTRUM DIGITAL LIGHTING"

TITLE:	SYSTEM WIRING DIAGRAM (TYP)
PRODUCTS:	Tile FX/iPlayer 2/Controller Keypad/ PS-60

DATE:	
DWG. BY:	C.F.
SCALE:	NTS
REV:	
PAGE:	1 OF 1