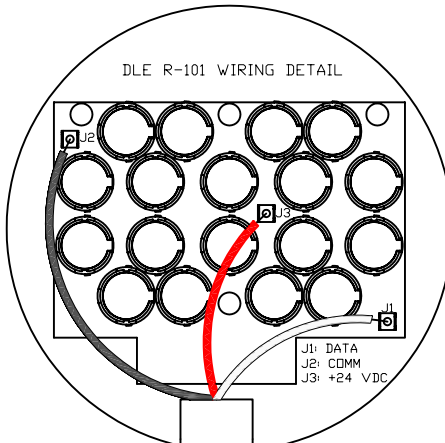
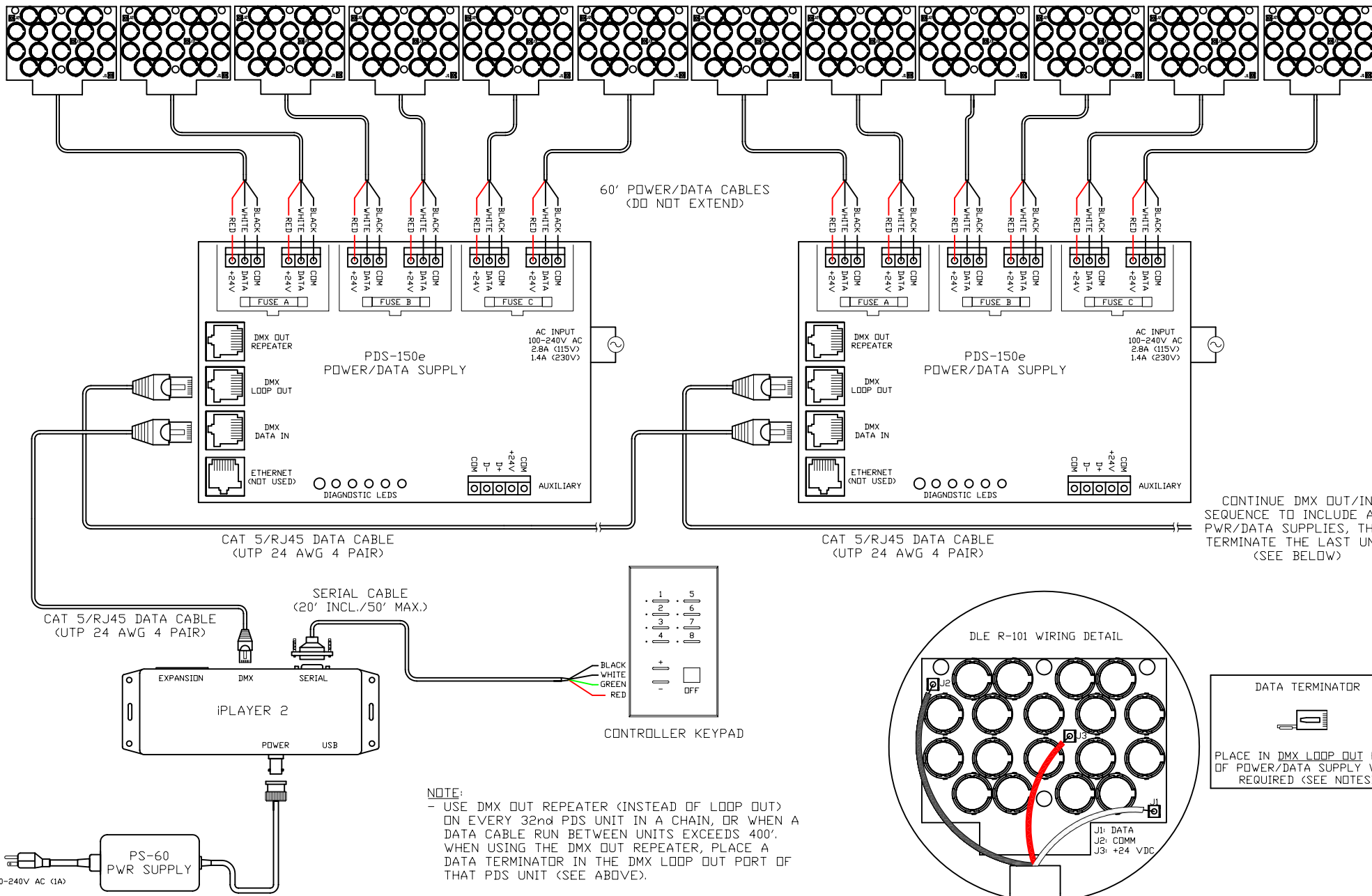
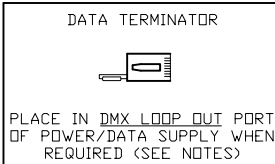


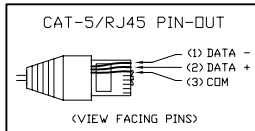
DLE R-101  
(MAX. 6 PER PDS-150e)



CONTINUE DMX OUT/IN SEQUENCE TO INCLUDE ALL PWR/DATA SUPPLIES, THEN TERMINATE THE LAST UNIT (SEE BELOW)



**NOTE:**  
- USE DMX OUT REPEATER (INSTEAD OF LOOP OUT) ON EVERY 32nd PDS UNIT IN A CHAIN, OR WHEN A DATA CABLE RUN BETWEEN UNITS EXCEEDS 400'. WHEN USING THE DMX OUT REPEATER, PLACE A DATA TERMINATOR IN THE DMX LOOP OUT PORT OF THAT PDS UNIT (SEE ABOVE).



COLOR KINETICS INCORPORATED  
10 MILK STREET, SUITE 1100  
BOSTON, MA 02108  
888 FULL RGB  
617 423 9999  
WWW.COLORKINETICS.COM

\*FULL SPECTRUM DIGITAL LIGHTING\*

TITLE:  
SYSTEM WIRING DIAGRAM (TYP)

PRODUCTS:  
DLE R-101/PDS-150e/IPLAYER 2/  
CONTROLLER KEYPAD/PS-60

DATE:  
DWG. BY: TC  
SCALE: NTS  
REV:  
PAGE: 1 OF 1

