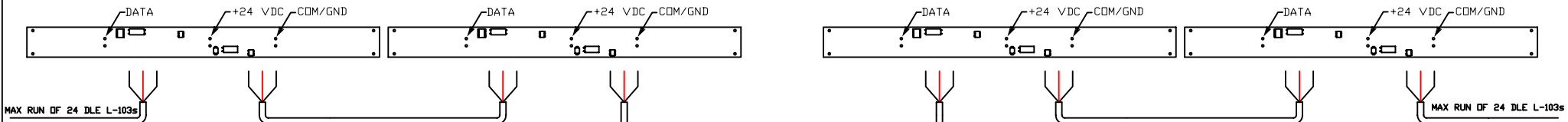
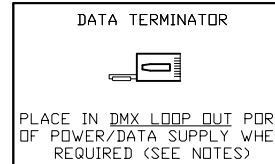
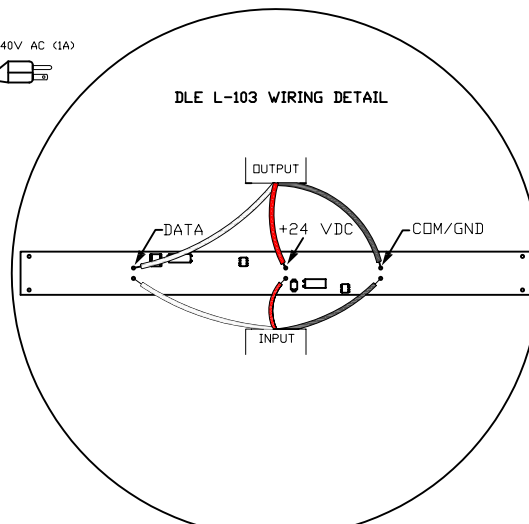
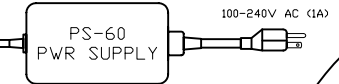
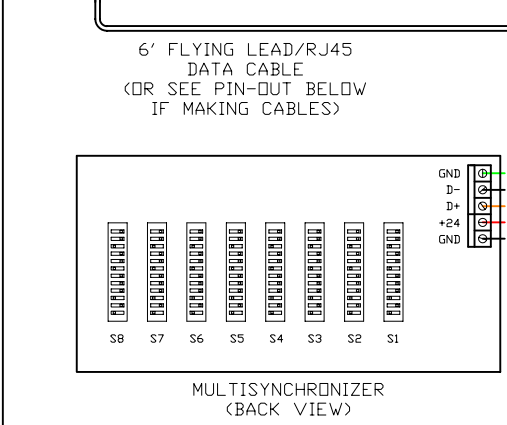
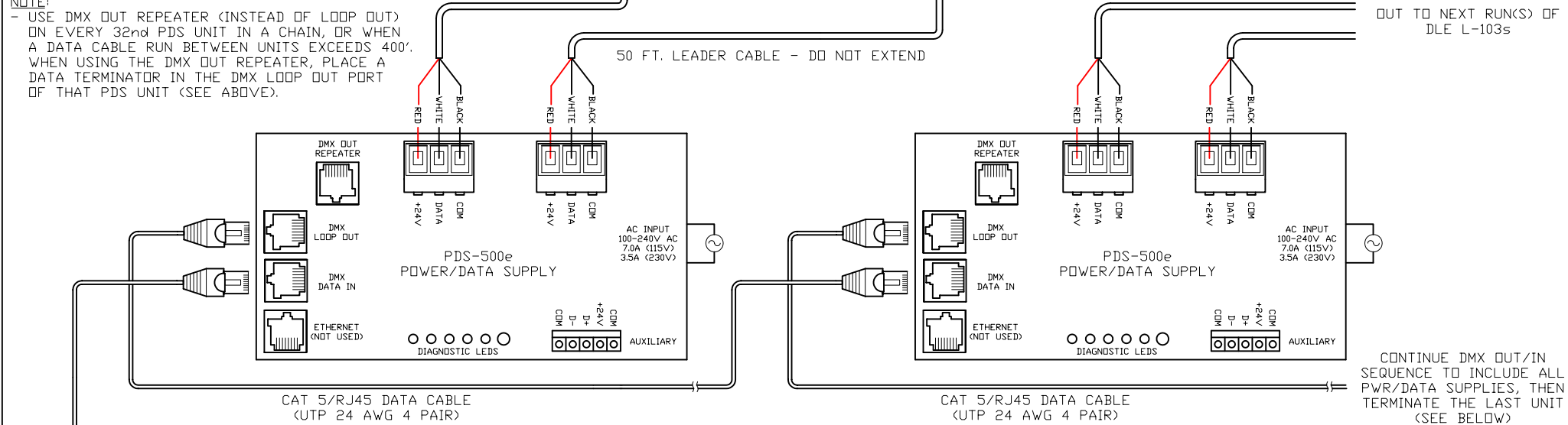


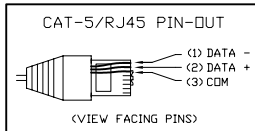
DLE L-103



NOTE:
 - USE DMX OUT REPEATER (INSTEAD OF LOOP OUT) ON EVERY 32nd PDS UNIT IN A CHAIN, OR WHEN A DATA CABLE RUN BETWEEN UNITS EXCEEDS 400'. WHEN USING THE DMX OUT REPEATER, PLACE A DATA TERMINATOR IN THE DMX LOOP OUT PORT OF THAT PDS UNIT (SEE ABOVE).



- NOTES:**
- EACH PDS-500e WILL SUPPORT 2 RUNS OF DLE L-103 USING THE 50 FT. LEADER CABLES (SOLD SEPARATELY).
 - EACH 50 FT. LEADER CABLE SUPPORTS A MAX. OF 24 DLE L-103s, FOR A TOTAL MAX. OF 48 DLEs PER PDS-500e.
 - USE A TERMINATOR AT THE END OF EACH DLE RUN.
 - TOTAL MAX. LENGTH OF EACH RUN (INCLUDING DLEs) = 74 FT.
 - IF USING 1' JUMPER CABLES (SOLD SEPARATELY) YOU MUST SUBTRACT AND CUT TOTAL NUMBER USED FROM LEADER CABLE, TO STAY WITHIN THE 74' MAX. RUN LENGTH.



COLOR KINETICS INCORPORATED
 10 MILK STREET, SUITE 1100
 BOSTON, MA 02108
 888 FULL RGB
 617 423 9999
WWW.COLORKINETICS.COM
 FULL SPECTRUM DIGITAL LIGHTING

TITLE:
 SYSTEM WIRING DIAGRAM (TYP)
 PRODUCTS:
 DLE L-103/PDS-500e/
 MULTISYNCHRONIZER/PS-60

DATE:
 DWG. BY: TC
 SCALE: NTS
 REV:
 PAGE: 1 OF 1