

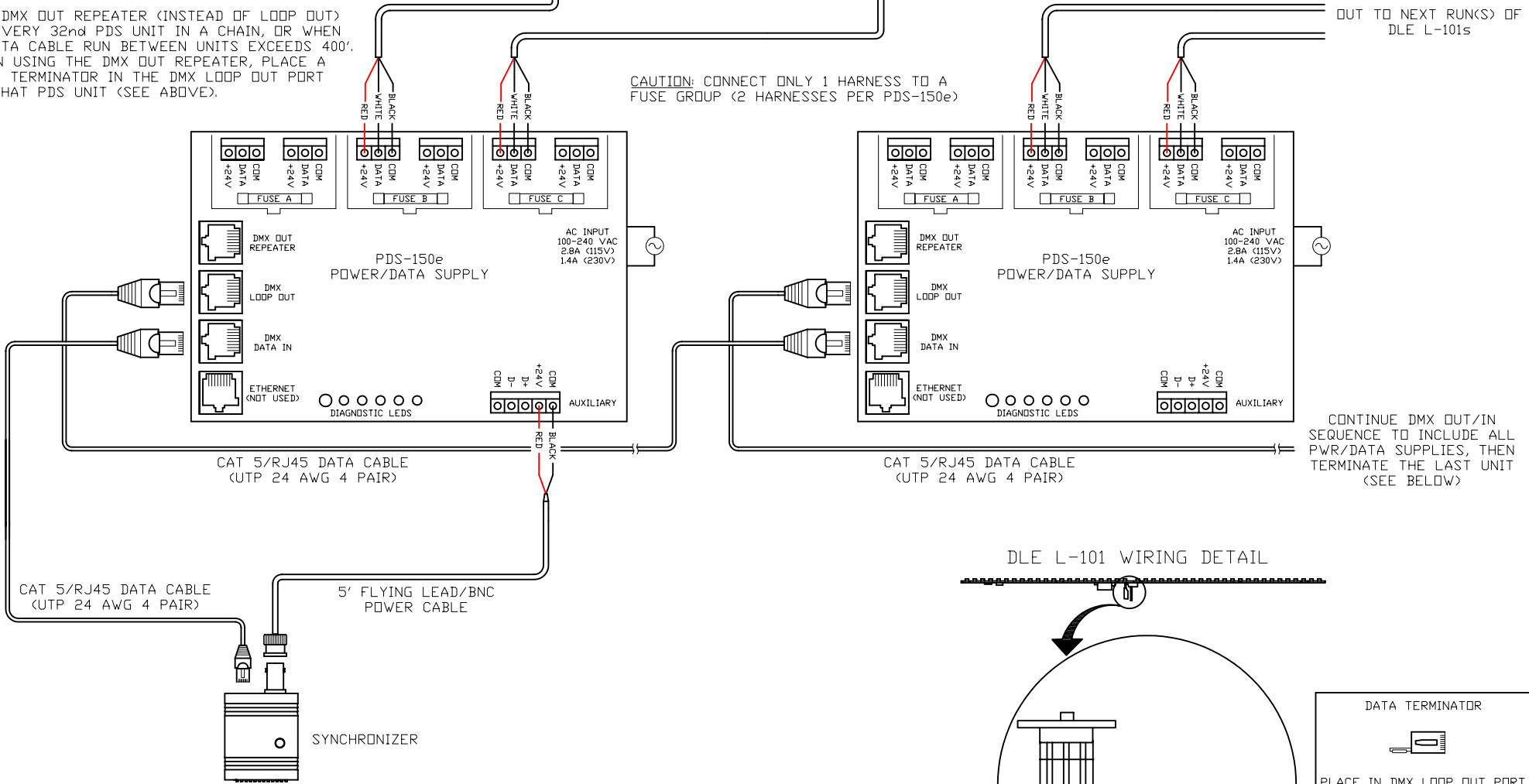
DLE L-101

NOTE:

- USE DMX OUT REPEATER (INSTEAD OF LOOP OUT) ON EVERY 32nd PDS UNIT IN A CHAIN, OR WHEN A DATA CABLE RUN BETWEEN UNITS EXCEEDS 400'. WHEN USING THE DMX OUT REPEATER, PLACE A DATA TERMINATOR IN THE DMX LOOP OUT PORT OF THAT PDS UNIT (SEE ABOVE).

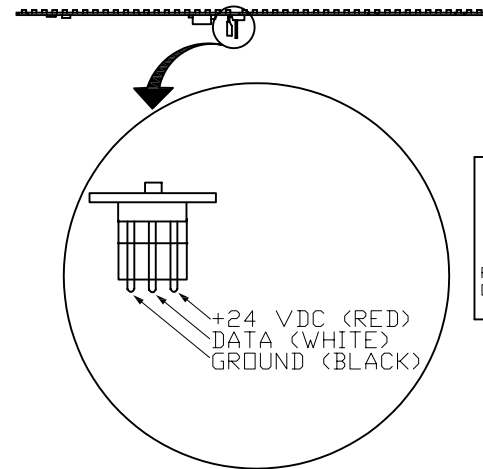
CAUTION: CONNECT ONLY 1 HARNESS TO A FUSE GROUP (2 HARNESSES PER PDS-150e)

OUT TO NEXT RUNKS) OF DLE L-101s



CONTINUE DMX OUT/IN SEQUENCE TO INCLUDE ALL PWR/DATA SUPPLIES, THEN TERMINATE THE LAST UNIT (SEE BELOW)

DLE L-101 WIRING DETAIL

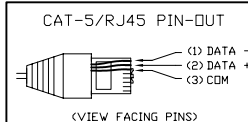


DATA TERMINATOR

PLACE IN DMX LOOP OUT PORT OF POWER/DATA SUPPLY WHEN REQUIRED (SEE NOTES)

NOTES:

- MAX. TOTAL RUN LENGTH OF WIRE HARNESS FROM PDS-150e = 50 FT.
- EACH FUSE GROUP ON THE PDS-150e SUPPORTS A MAX. OF 16-6" DLE L-101s FOR A TOTAL MAX. OF 32-6" DLE L-101s.
- EACH FUSE GROUP ON THE PDS-150e SUPPORTS A MAX. OF 12-12" DLE L-101s FOR A TOTAL MAX. OF 24-12" DLE L-101s.



COLOR KINETICS INCORPORATED
10 MILK STREET, SUITE 1100
BOSTON, MA 02108
888 FULL RGB
617 423 9999
WWW.COLORKINETICS.COM

"FULL SPECTRUM DIGITAL LIGHTING"

TITLE:
SYSTEM WIRING DIAGRAM (TYP)

PRODUCTS:
DLE L-101/PDS-150e/SYNCHRONIZER

DATE:

DWG. BY: TC

SCALE: NTS

REV: 01

PAGE: 1 OF 1