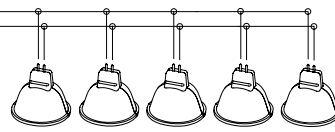
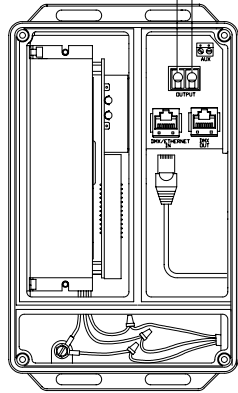


LOW VOLTAGE 2-WIRE TRACK (WITHOUT TRANSFORMER)
OR WIRED IN PARALLEL MR16 FIXTURES
POWER/DATA CABLE (14-18 AWG/2.08-0.823 mm² CSA)
MAXIMUM CABLE RUN FROM PDS-70mr TO LAST FIXTURE: 50 FEET (15 m)

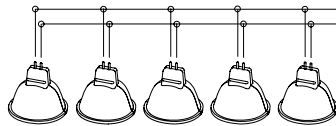


MAXIMUM iCOLOR MRg2 LAMPS
PER PDS-70mr 24V: 14

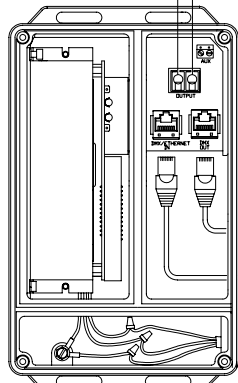


DMX IN
(CAT5/RJ45)

100-240VAC



MAXIMUM iCOLOR MRg2 LAMPS
PER PDS-70mr 24V: 14



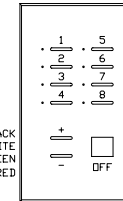
DATA OUT NOT
AVAILABLE FOR
ETHERNET

DMX DATA OUT

DMX/ETHERNET IN
(CAT5(e)/RJ45)

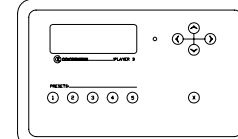
100-240 VAC

PDS-70mr 24V (DMX)*

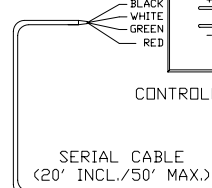
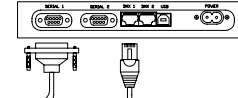


CONTROLLER KEYPAD

iPLAYER 3 - FACEPLATE VIEW



CONNECTION VIEW



SERIAL CABLE
(20' INCL./50' MAX.)

CAT 5/RJ45 DATA CABLE
(UTP 24 AWG 4 PAIR)

* PDS-70mr 24V IS ALSO AVAILABLE WITH PREPROGRAMMED EFFECTS

NOTE:

- USE THE DMX OUT REPEATER PORT ON EVERY 32nd PDS UNIT IN THE DAISY CHAIN OR WHEN THE TOTAL DMX DATA RUN EXCEEDS 1000 FEET (300m). REFER TO THE "RECOMMENDED PRACTICES FOR DMX512" OR CONTACT TECHNICAL SUPPORT FOR FURTHER INFORMATION REGARDING INSTALLATIONS UTILIZING DMX512.
- iPLAYER 3 CAN SUPPORT TWO SEPARATE DMX UNIVERSES. USE "DMX 1" FOR SINGLE UNIVERSE APPLICATIONS. REFER TO iPLAYER 3 USER GUIDE FOR ADDITIONAL ON-BOARD FEATURES.



COPYRIGHT © 2007 PHILIPS SOLID-STATE LIGHTING SOLUTIONS. ALL RIGHTS RESERVED. CHROMACORE, CHROMASCENE, THE iX LOGO, iCOLOR KINETICS, THE COLOR KINETICS LOGO, COLOR KINETICS THE LEADER IN INTELLIGENT LIGHT, COLORJUST, COLORPAZE, COLORSHIFT, COLORSCAPE, COLORPLAY, COLORSCAPE, DIMAND, DIRECT LIGHT, ESSENTIALWHITE, iV, iCOLOR, iCOLOR CODE, INTELLIBRITE, iW, iPLAYER, LIGHT WITHOUT LIMITS, OPTIBER, POWERCORE, QUICKPLAY, SAUCE, THE SAUCE LOGO, AND SMARTJUICE ARE EITHER REGISTERED TRADEMARKS OR TRADEMARKS OF PHILIPS SOLID-STATE LIGHTING SOLUTIONS IN THE UNITED STATES AND/OR OTHER COUNTRIES. ALL OTHER BRAND OR PRODUCT NAMES ARE TRADEMARKS OR REGISTERED TRADEMARKS OF THEIR RESPECTIVE OWNERS.

DATA TERMINATOR



PLACE IN DMX LOOP OUT PORT OF
POWER/DATA SUPPLY WHEN
REQUIRED (SEE NOTES)

CAT5/RJ45 PINOUT



(M/W FACING PINS)

TITLE:

SYSTEM WIRING DIAGRAM (TYP)

PRODUCTS:

iCOLOR MRg2/PDS-70mr/iPLAYER 3/ CONTROLLER KEYPAD

DATE: 12-3-2007

DWG. BY: BHG

SCALE: NTS

REV: 1

PAGE: 1 OF 1