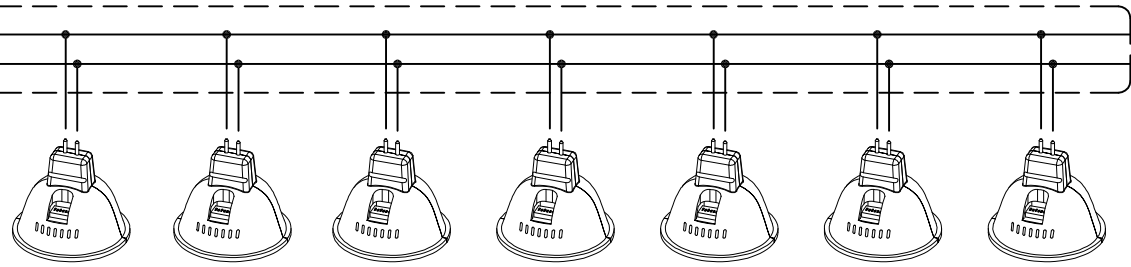


**NOTES:**

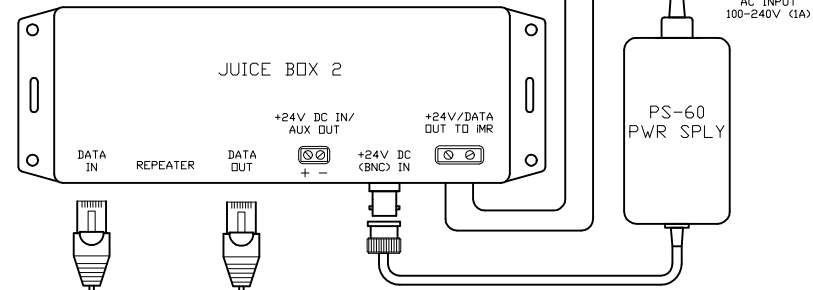
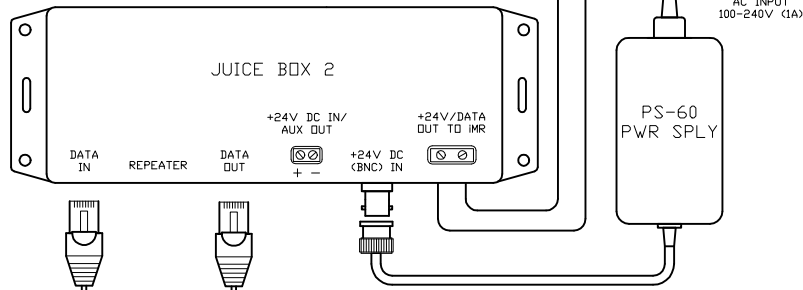
- DASHED AREA REPRESENTS LOW VOLTAGE 2-WIRE TRACK, OR PARALLEL WIRED MR-16 FIXTURES (SUPPLIED BY OTHERS).
- EACH JUICE BOX 2/PS-60 COMBO ACTS AS THE STEP DOWN TRANSFORMER SUPPLYING BOTH POWER AND DATA TO A MAX. OF 40 IMR LAMPS.
- MAX. DISTANCE FROM JUICE BOX 2 TO END OF TRACK/LAMP SYSTEM = 50 FT.

JUICE BOX 2 TO END OF LAMP RUN = 50' MAX.



iCOLOR MR LAMPS  
(MAX. OF 40 PER JB2)

14-18 AWG LEADS (2)  
(SUPPLIED BY EC)



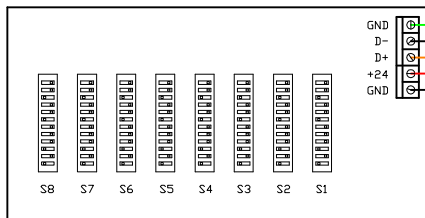
OUT TO NEXT RUN OF  
iCOLOR MR LAMPS

CAT 5/RJ45 DATA CABLE  
(UTP 24 AWG 4 PAIR)

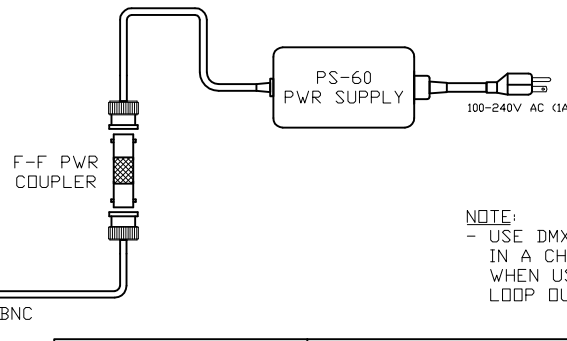
CAT 5/RJ45 DATA CABLE  
(UTP 24 AWG 4 PAIR)

CONTINUE DMX OUT/IN  
SEQUENCE TO INCLUDE ALL  
PWR/DATA SUPPLIES, THEN  
TERMINATE THE LAST UNIT  
(SEE BELOW)

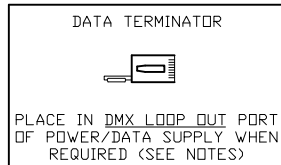
6' FLYING LEAD/RJ45  
DATA CABLE  
(OR SEE PIN-OUT BELOW  
IF MAKING CABLES)



MULTISYNCHRONIZER  
(BACK VIEW)

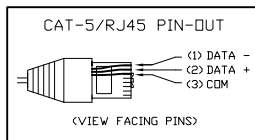


5' FLYING LEAD/BNC  
POWER CABLE



**NOTE:**

- USE DMX OUT REPEATER (INSTEAD OF LOOP OUT) ON EVERY 32nd PDS UNIT IN A CHAIN, OR WHEN A DATA CABLE RUN BETWEEN UNITS EXCEEDS 400'. WHEN USING THE DMX OUT REPEATER, PLACE A DATA TERMINATOR IN THE DMX LOOP OUT PORT OF THAT PDS UNIT (SEE ABOVE).



COLOR KINETICS INCORPORATED  
10 MILK STREET, SUITE 1100  
BOSTON, MA 02108  
888 FULL RGB  
617 423 9999  
www.COLORKINETICS.COM

\*FULL SPECTRUM DIGITAL LIGHTING\*

|  |              |
|--|--------------|
| TITLE:<br>SYSTEM WIRING DIAGRAM (TYP)                          | DATE:        |
| PRODUCTS:<br>iCOLOR MR/JUICE BOX 2/<br>MULTISYNCHRONIZER/PS-60 | DWG. BY: TC  |
|  | SCALE: NTS   |
|  | REV:         |
|  | PAGE: 1 OF 1 |