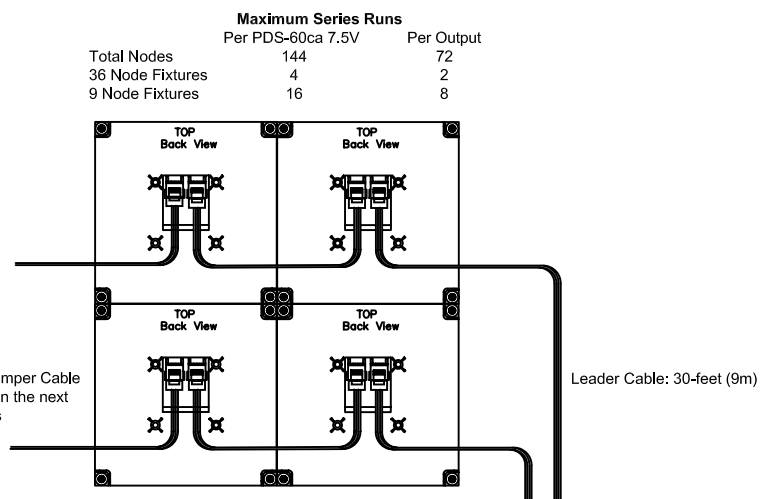


Maximum Series Runs

	Per PDS-60ca 7.5V	Per Output
Total Nodes	144	72
36 Node Fixtures	4	2
9 Node Fixtures	16	8

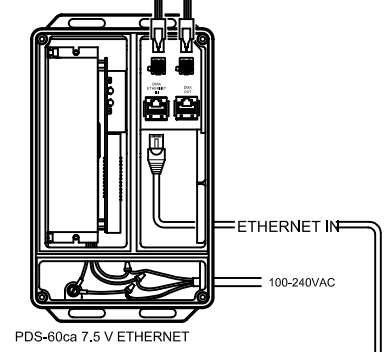
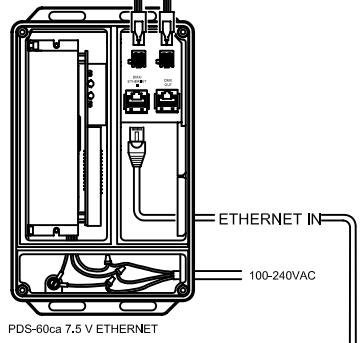
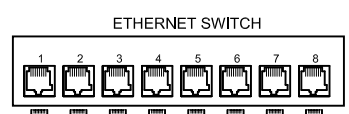
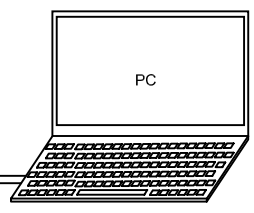
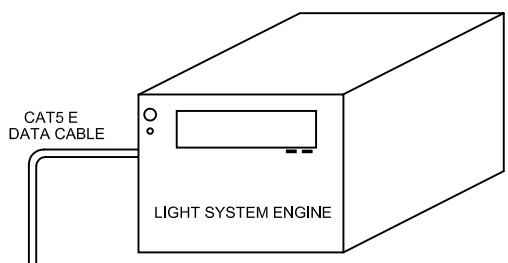
Leader Cable: 30-feet (9m)

NOTE:
 - NEVER USE A DATA TERMINATOR WITH ETHERNET INPUT.
 - DO NOT SHORTEN OR LENGTHEN LEADER CABLE. CUTTING THE LEADER CABLE WILL DAMAGE THE DATA DRIVE CIRCUITRY.

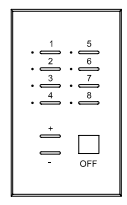


Power/Data Jumper Cable from J2 to J1 on the next fixture in series

Leader Cable: 30-feet (9m)

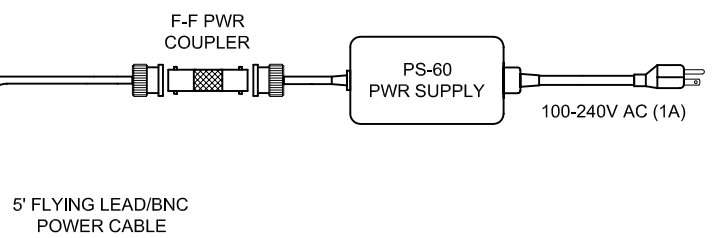


OUT TO ADDITIONAL DATA ENABLER UNITS OR OUT TO ETHERNET SWITCH UP TO 3 LEVELS IN TOTAL



CONTROLLER KEYPAD

— RED / +24V DC
 — BLACK / GROUND



COLOR KINETICS INCORPORATED
 10 MILK STREET, SUITE 1100
 BOSTON, MA 02108
 888 FULL RGB
 617 423 9999
 WWW.COLORKINETICS.COM
 FULL SPECTRUM DIGITAL LIGHTING

TITLE: SYSTEM WIRING DIAGRAM (TYP)	DATE:
PRODUCTS: iColor Module FX / PDS-60ca 7.5V / LSM / ECK / PS-60	DWG. BY: C.F.
	SCALE: NTS
	REV:
	PAGE: 1 OF 1