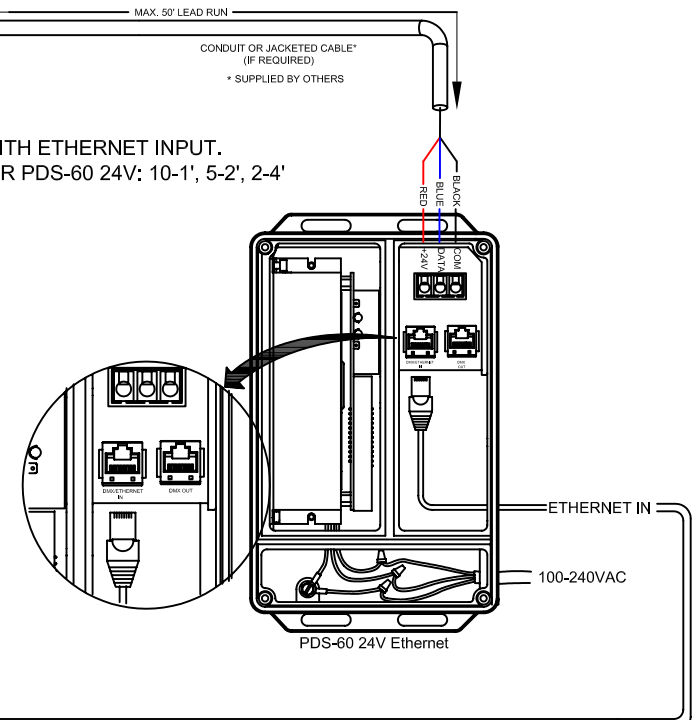



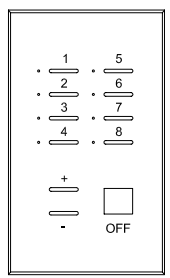
NOTE:
 - NEVER USE A DATA TERMINATOR WITH ETHERNET INPUT.
 - MAXIMUM NUMBER OF FIXTURES PER PDS-60 24V: 10-1', 5-2', 2-4'



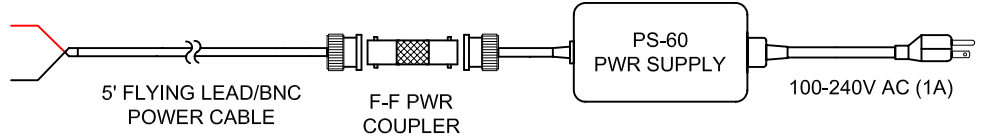
OUT TO ADDITIONAL PDS UNITS OR OUT TO ETHERNET SWITCH UP TO 3 LEVELS IN TOTAL



CONTROLLER KEYPAD



RED / +24V DC
 BLACK / GROUND



- NOTES:**
- EACH PDS60 24V WILL SUPPORT ONE (1) RUN OF iCOLOR FRESCO.
 - EACH RUN CAN CONTAIN A MAX. OF 10 LINEAR FT. OF iCOLOR FRESCO FIXTURES, FOR A TOTAL OF 10 L.F. PER PDS60 24V. (10 - 1', 5 - 2', 2 - 4')
 - USE 3 CONDUCTOR, 14-16 AWG LEAD CABLES (SUPPLIED BY OTHERS) FROM PDS60 24V TO FIRST JUNCTION BOX.
 - MAX. CABLE RUN FROM PDS60 24V TO LAST LIGHT: 50 FEET (15m).



COLOR KINETICS INCORPORATED
 10 MILK STREET, SUITE 1100
 BOSTON, MA 02108
 888 FULL RGB
 617 423 9999
WWW.COLORKINETICS.COM
 "FULL SPECTRUM DIGITAL LIGHTING"

| | |
|-----------|-------------------------------------|
| TITLE: | SYSTEM WIRING DIAGRAM (TYP) |
| PRODUCTS: | IFR / PDS60 24V / LSM / ECK / PS-60 |

| | |
|----------|--------|
| DATE: | |
| DWG. BY: | B.T. |
| SCALE: | NTS |
| REV: | |
| PAGE: | 1 OF 1 |