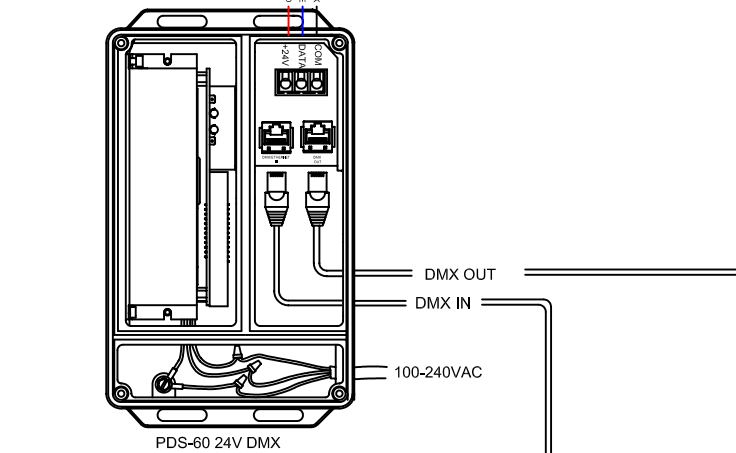
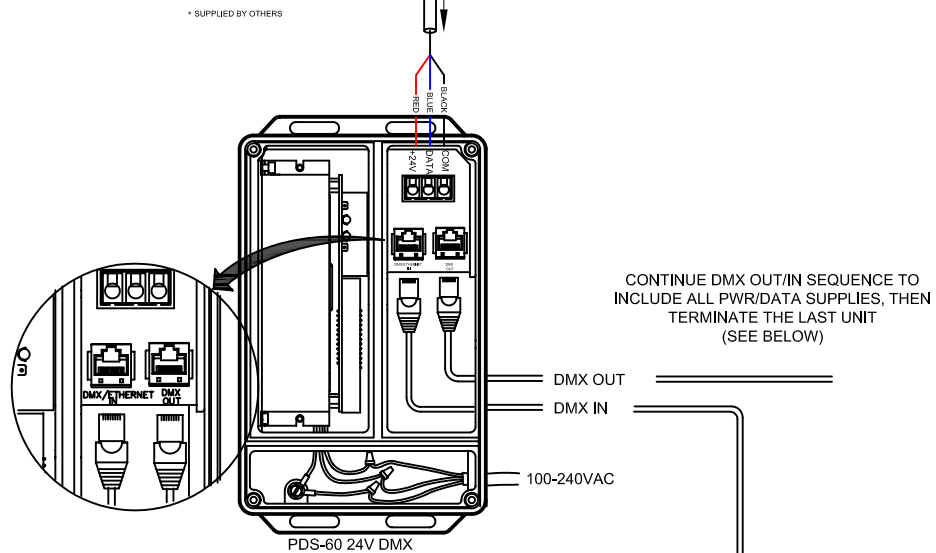
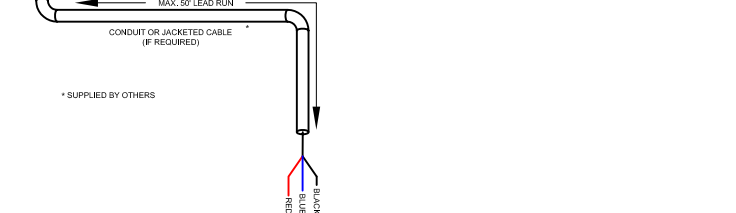
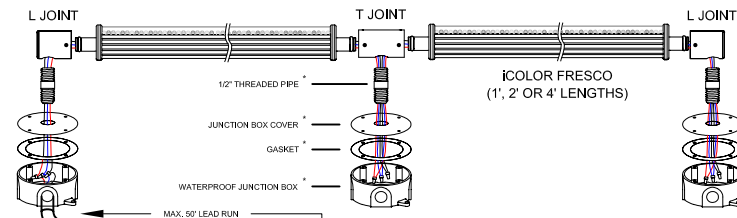
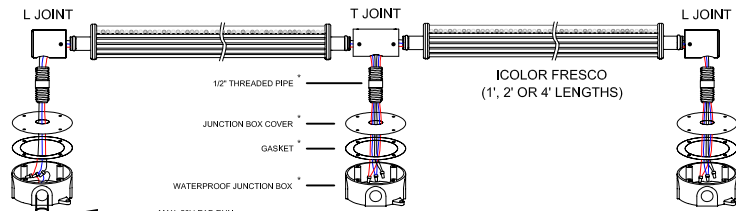
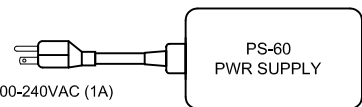
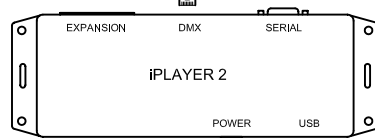


- NOTES:**
- EACH PDS60 24V WILL SUPPORT ONE (1) RUN OF ICOLOR FRESCO.
 - EACH RUN CAN CONTAIN A MAX. OF 10 LINEAR FT. OF ICOLOR FRESCO FIXTURES, FOR A TOTAL OF 10 L.F. PER PDS60 24V. (10 - 1', 5 - 2', 2 - 4')
 - USE 3 CONDUCTOR, 14-16 AWG LEAD CABLES (SUPPLIED BY OTHERS) FROM PDS60 24V TO FIRST JUNCTION BOX.
 - MAX. CABLE RUN FROM PDS60 24V TO LAST LIGHT: 50 FEET (15m).



CAT 5/RJ45 DATA CABLE
(UTP 24 AWG 4 PAIR)



NOTE:

- USE A THIRD PARTY DMX REPEATER ON EVERY 32nd PDS UNIT IN A CHAIN, OR WHEN THE TOTAL DMX DATA RUN EXCEEDS 1,000 FEET. REFER TO THE USITT DMX-512 STANDARD FOR MORE INFORMATION.
- MAXIMUM NUMBER OF FIXTURES PER PDS-60: 10-1', 5-2', 2-4'

DATA TERMINATOR



PLACE IN LAST DMX OUT PORT OF
POWER/DATA SUPPLY CHAIN

CAT-5/RJ45 PIN-OUT



(VIEW FACING PINS)



COLOR KINETICS INCORPORATED
10 MILK STREET, SUITE 1100
BOSTON, MA 02108
888 FULL RGB
617 423 9999
WWW.COLORKINETICS.COM

"FULL SPECTRUM DIGITAL LIGHTING"

TITLE:

SYSTEM WIRING DIAGRAM (TYP)

PRODUCTS:

IFR / PDS-60 24V / IP2 / P60

DATE:

DWG. BY: S.D.

SCALE: NTS

REV:

PAGE: 1 OF 1