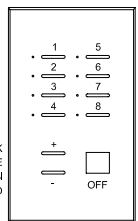
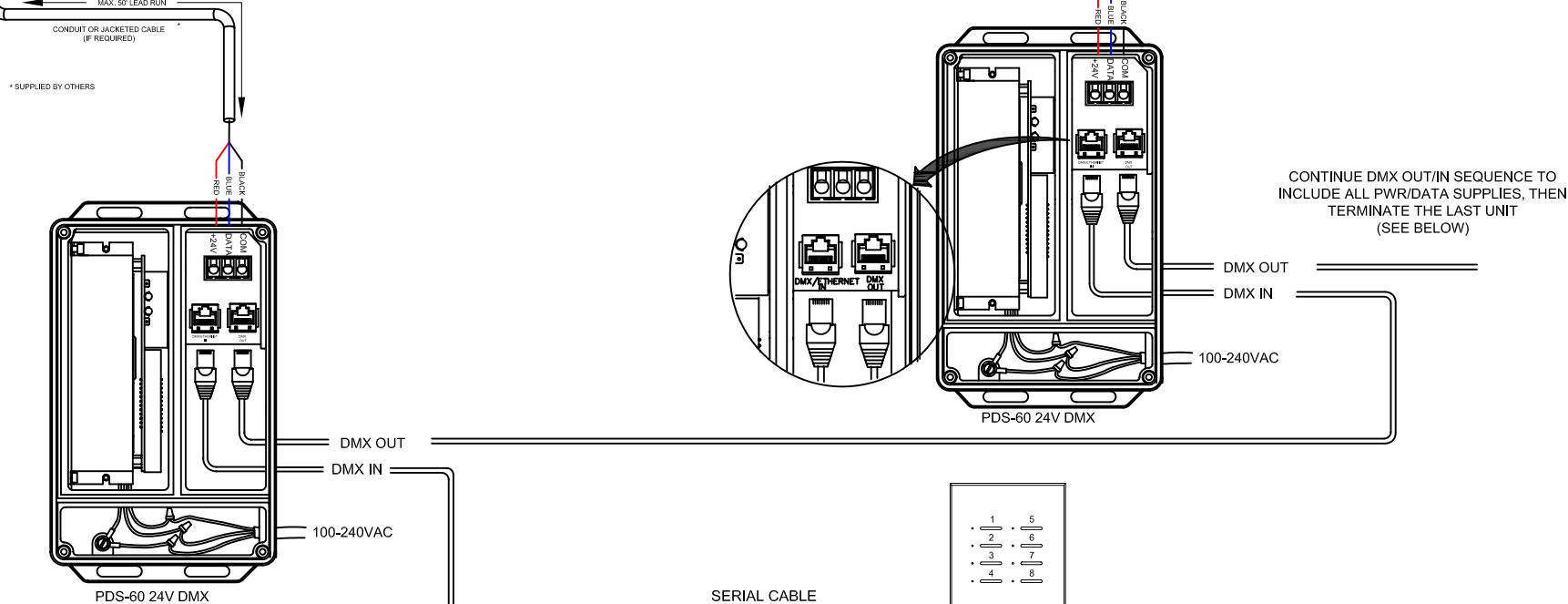
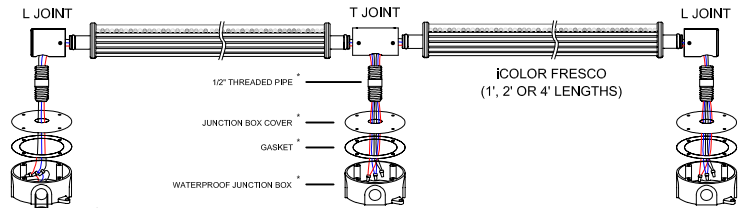
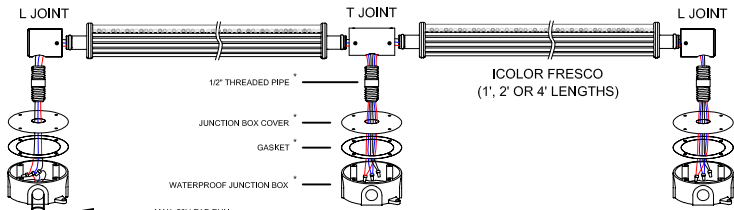
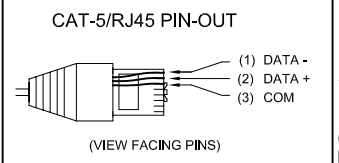
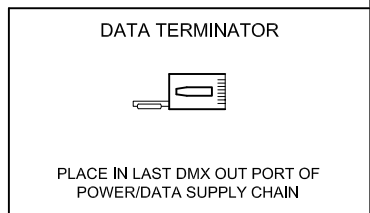


- NOTES:
- EACH PDS60 24V WILL SUPPORT ONE (1) RUN OF ICOLOR FRESCO.
  - EACH RUN CAN CONTAIN A MAX. OF 10 LINEAR FT. OF ICOLOR FRESCO FIXTURES, FOR A TOTAL OF 10 L.F. PER PDS60 24V. (10 - 1', 5 - 2', 2 - 4')
  - USE 3 CONDUCTOR, 14-16 AWG LEAD CABLES (SUPPLIED BY OTHERS) FROM PDS60 24V TO FIRST JOINT BOX.
  - MAX. CABLE RUN FROM PDS60 24V TO LAST LIGHT: 50 FEET (15m).



NOTE:

- USE A THIRD PARTY DMX REPEATER ON EVERY 32nd PDS UNIT IN A CHAIN, OR WHEN THE TOTAL DMX DATA RUN EXCEEDS 1,000 FEET. REFER TO THE USITT DMX-512 STANDARD FOR MORE INFORMATION.
- MAXIMUM NUMBER OF FIXTURES PER PDS-60: 10-1', 5-2', 2-4'



COLOR KINETICS INCORPORATED  
 10 MILK STREET, SUITE 1100  
 BOSTON, MA 02108  
 888 FULL RGB  
 617 423 9999  
 WWW.COLORKINETICS.COM  
 "FULL SPECTRUM DIGITAL LIGHTING"

TITLE:	SYSTEM WIRING DIAGRAM (TYP)
PRODUCTS:	IFR / PDS-60 24V / IP2 / P60 / KP

DATE:	
DWG. BY:	S.D.
SCALE:	NTS
REV:	
PAGE:	1 OF 1