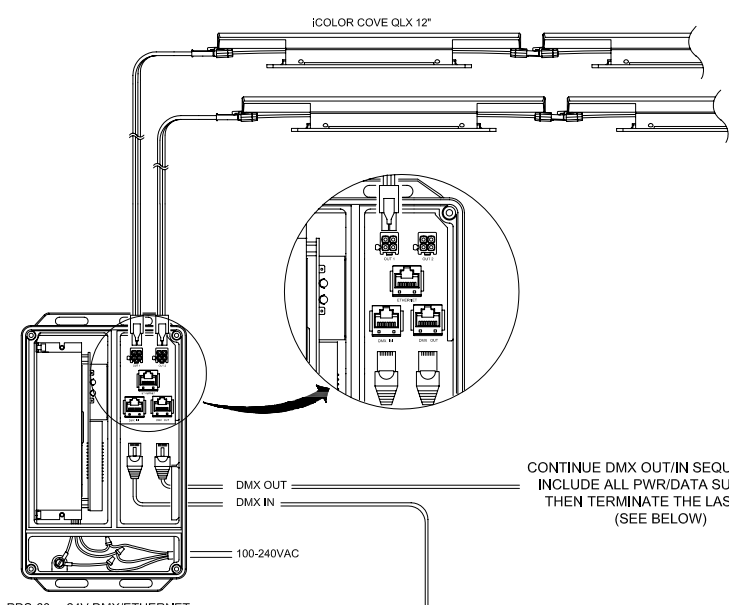


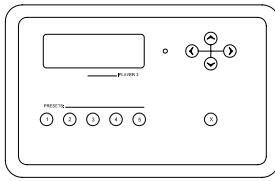
PDS-60ca 24V DMX/ETHERNET



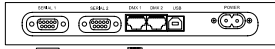
PDS-60ca 24V DMX/ETHERNET

CONTINUE DMX OUT/IN SEQUENCE TO INCLUDE ALL PWR/DATA SUPPLIES, THEN TERMINATE THE LAST UNIT (SEE BELOW)

FACEPLATE VIEW



CONNECTION VIEW



TO SERIAL INTERFACE (50' MAX CABLE LENGTH)

100-240VAC

NOTE:

- USE A THIRD PARTY DMX REPEATER ON EVERY 32nd PDS UNIT IN THE DAISY CHAIN OR WHEN THE TOTAL DMX DATA RUN EXCEEDS 1000 FEET (300m). REFER TO THE "RECOMMENDED PRACTICES FOR DMX512" FOR FURTHER INFORMATION REGARDING INSTALLATIONS UTILIZING DMX512. CONTACT TECHNICAL SUPPORT FOR RECOMMENDED THIRD PARTY DMX REPEATERS.
- PLACE A DATA TERMINATOR IN THE DMX LOOP OUT PORT OF THE LAST PDS UNIT IN THE DAISY-CHAIN.
- THE LEADER CABLE IS CONNECTORIZED TO ENSURE FAULTLESS WIRING. DO NOT REMOVE OR REPLACE THE FACTORY INSTALLED CONNECTORS.
- DO NOT SHORTEN, LENGTHEN, OR MODIFY THE LEADER CABLE. CUTTING THE LEADER CABLE MAY DAMAGE THE DATA DRIVE CIRCUITRY.
- MAXIMUM 20 FIXTURES PER POWER SUPPLY (ALL ON ONE PORT OR SPLIT BETWEEN BOTH PORTS)
- IPLAYER 3 CAN SUPPORT TWO SEPARATE DMX UNIVERSES. USE "DMX 1" FOR SINGLE UNIVERSE APPLICATIONS. REFER TO IPLAYER 3 USER GUIDE FOR ADDITIONAL ON-BOARD FEATURES.



COPYRIGHT © 2007 PHILIPS SOLID-STATE LIGHTING SOLUTIONS. ALL RIGHTS RESERVED. CHROMACORE, CHROMASC, CK, THE CK LOGO, COLOR KINETICS, THE COLOR KINETICS LOGO, COLOR KINETICS THE LEADER IN INTELLIGENT LIGHT, COLORBLAST, COLORBLAZE, COLORBURST, COLORCAST, COLORPLAY, COLORSCAPE, DRIMMS, DIRECT LIGHT, ESSENCE/WHITE, iV, iCOLOR, iCOLOR COVE, INTELLIWHITE, iV, iPLAYER, LIGHT WITHOUT LIMITS, OPTIBIN, POWERCORE, QUICKPLAY, SAUCE, THE SAUCE LOGO, AND SMARTFACE ARE EITHER REGISTERED TRADEMARKS OR TRADEMARKS OF PHILIPS SOLID-STATE LIGHTING SOLUTIONS IN THE UNITED STATES AND/OR OTHER COUNTRIES. ALL OTHER BRANDS OR PRODUCT NAMES ARE TRADEMARKS OR REGISTERED TRADEMARKS OF THEIR RESPECTIVE OWNERS.

DATA TERMINATOR



PLACE IN DMX LOOP OUT PORT OF POWER/DATA SUPPLY WHEN REQUIRED (SEE NOTES)

CAT5/RJ45 PINOUT



(MEW FACING PINS)

TITLE:

SYSTEM WIRING DIAGRAM (TYP)

PRODUCTS:

iCOLOR COVE QLX/PDS-60ca 24V/iPLAYER 3

DATE: 6-6-2008

DWG. BY: BHG

SCALE: NTS

REV:

PAGE: 1 OF 1