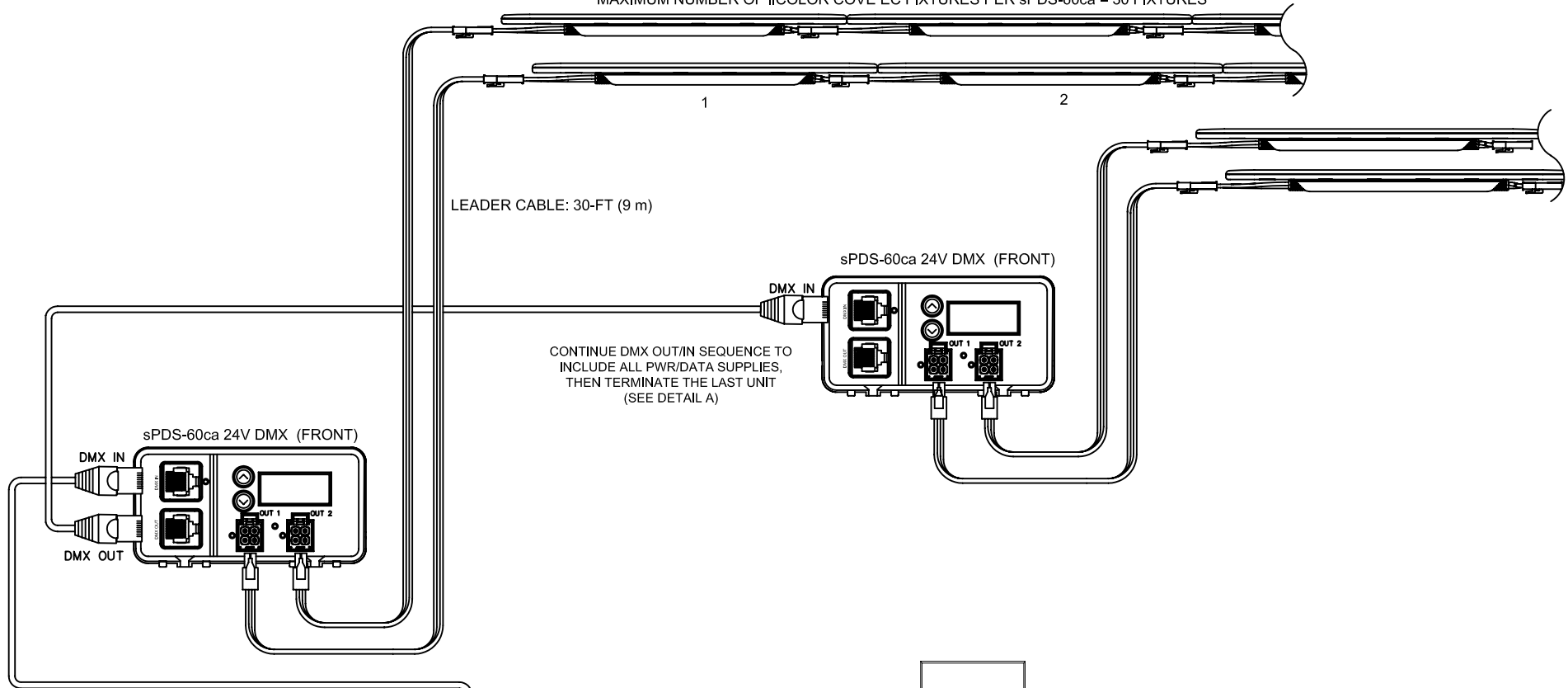


MAXIMUM NUMBER OF iCOLOR COVE EC FIXTURES PER sPDS-60ca = 30 FIXTURES

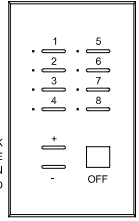


LEADER CABLE: 30-FT (9 m)

CONTINUE DMX OUT/IN SEQUENCE TO INCLUDE ALL PWR/DATA SUPPLIES, THEN TERMINATE THE LAST UNIT (SEE DETAIL A)

CAT 5/RJ45 DATA CABLE (UTP 24 AWG 4 PAIR)

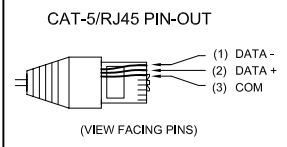
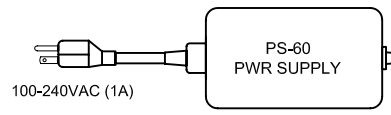
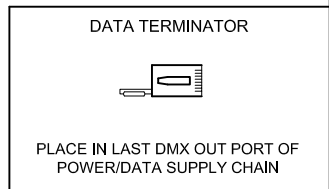
SERIAL CABLE (20' INCL./50' MAX.)



CONTROLLER KEYPAD

NOTE:
 - USE A THIRD PARTY DMX REPEATER ON EVERY 32nd PDS UNIT IN A CHAIN, OR WHEN THE TOTAL DMX DATA RUN EXCEEDS 1,000 FEET. REFER TO THE USITT DMX-512 STANDARD FOR MORE INFORMATION.
 - MAXIMUM NUMBER OF LIGHTS PER sPDS-60ca: 30 (ALL ON ONE OUTPUT OR DIVIDED BETWEEN THE TWO OUTPUTS).
 - DO NOT SHORTEN OR LENGTHEN LEADER CABLE. CUTTING THE LEADER CABLE WILL DAMAGE THE DATA DRIVE CIRCUITRY.
 - WHEN USING 1-FT JUMPER CABLES BETWEEN EACH FIXTURE, LIMIT THE MAX. NUMBER OF FIXTURES PER sPDS-60ca 24V TO 19 WHEN ALL RUN ON OUTPUT 1 AND 30 WHEN DIVIDED BETWEEN OUTPUTS 1 AND 2. NEVER MORE THAN 19 ON A SINGLE RUN.

DETAIL A



COLOR KINETICS INCORPORATED
 10 MILK STREET, SUITE 1100
 BOSTON, MA 02108
 888 FULL RGB
 617 423 9999
WWW.COLORKINETICS.COM
 "FULL SPECTRUM DIGITAL LIGHTING"

TITLE:	SYSTEM WIRING DIAGRAM (TYP)	DATE:	6-22-2005
PRODUCTS:	COVE EC / sPDS-60ca-24V / iPLAYER 2 / PS-60 / CONTROLLER KEYPAD	DWG. BY:	MJ
		SCALE:	NTS
		REV:	
		PAGE:	1 OF 1