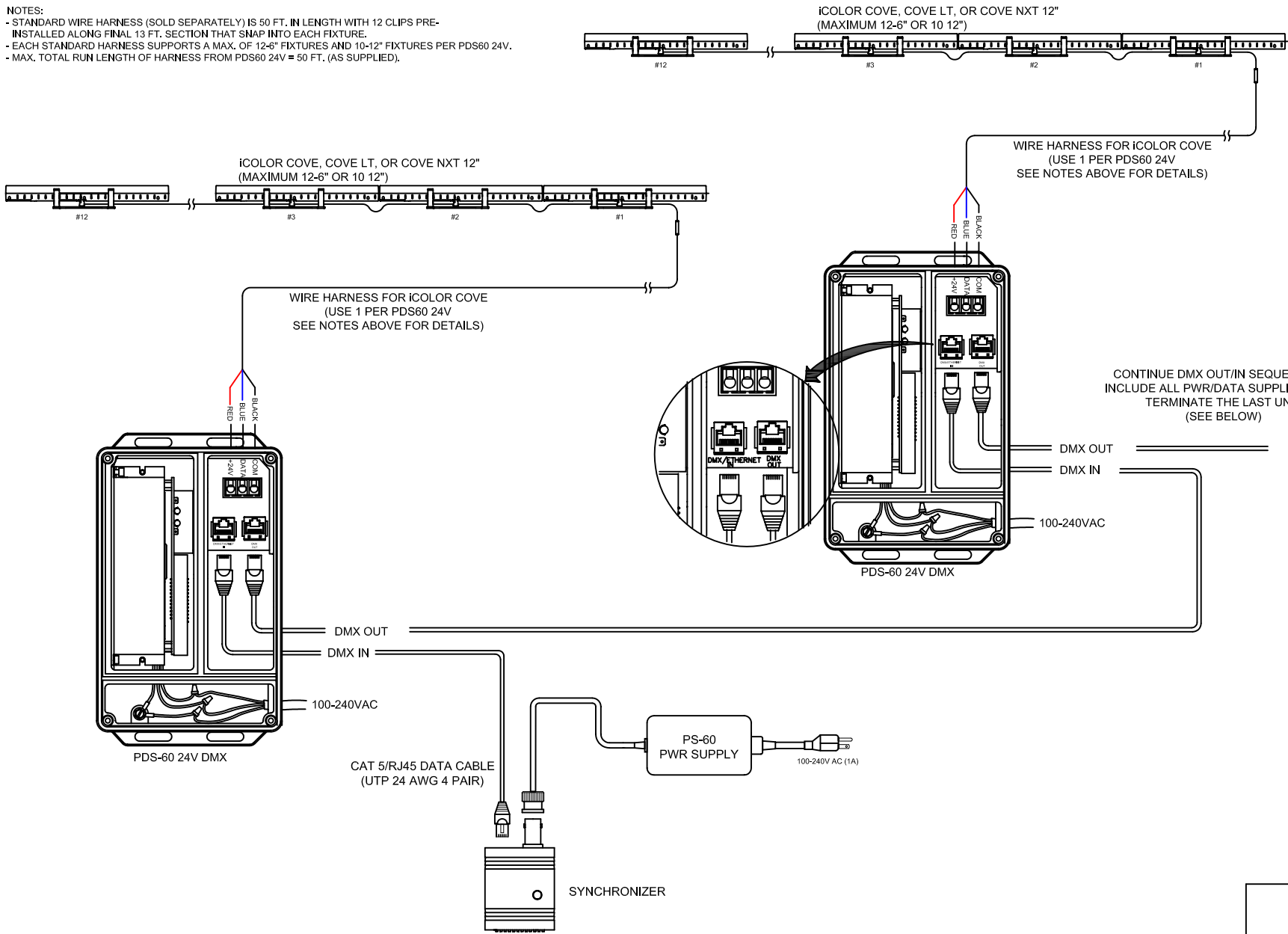
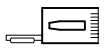


NOTES:
 - STANDARD WIRE HARNESS (SOLD SEPARATELY) IS 50 FT. IN LENGTH WITH 12 CLIPS PRE-INSTALLED ALONG FINAL 13 FT. SECTION THAT SNAP INTO EACH FIXTURE.
 - EACH STANDARD HARNESS SUPPORTS A MAX. OF 12-6" FIXTURES AND 10-12" FIXTURES PER PDS60 24V.
 - MAX. TOTAL RUN LENGTH OF HARNESS FROM PDS60 24V = 50 FT. (AS SUPPLIED).



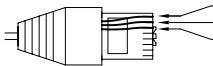
NOTE:
 - USE A THIRD PARTY DMX REPEATER ON EVERY 32nd PDS UNIT IN A CHAIN, OR WHEN THE TOTAL DMX DATA RUN EXCEEDS 1,000 FEET. REFER TO THE USITT DMX-512 STANDARD FOR MORE INFORMATION.
 - MAXIMUM NUMBER OF FIXTURES PER PDS-60: 12-6", 10-12"

DATA TERMINATOR



PLACE IN LAST DMX OUT PORT OF POWER/DATA SUPPLY CHAIN

CAT-5/RJ45 PIN-OUT



(1) DATA -
 (2) DATA +
 (3) COM

(VIEW FACING PINS)



COLOR KINETICS INCORPORATED
 10 MILK STREET, SUITE 1100
 BOSTON, MA 02108
 888 FULL RGB
 617 423 9999
WWW.COLORKINETICS.COM

"FULL SPECTRUM DIGITAL LIGHTING"

TITLE:
 SYSTEM WIRING DIAGRAM (TYP)

PRODUCTS:
 ICV / PDS-60 24V / SYN / P60

DATE:
 DWG. BY: S.D.
 SCALE: NTS
 REV:
 PAGE: 1 OF 1