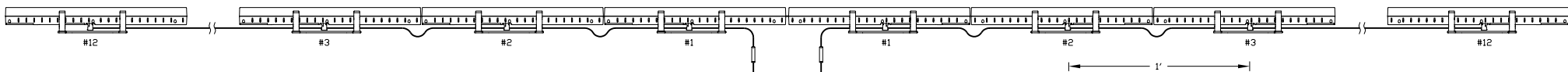


NOTES:

- STANDARD WIRE HARNESS (SOLD SEPARATELY) IS 50 FT. IN LENGTH WITH 12 CLIPS PRE-INSTALLED ALONG FINAL 13 FT. SECTION THAT SNAP INTO EACH FIXTURE.
- EACH STANDARD HARNESS SUPPORTS A MAX. OF 12-12" FIXTURES, FOR A TOTAL MAX. OF 24-12" FIXTURES PER PDS-150e (OR USE TO MIX 12" AND 6" FIXTURES).
- MAX. TOTAL RUN LENGTH OF HARNESS FROM PDS-150e = 50 FT. (AS SUPPLIED).
- EACH PDS-150e SUPPORTS A MAX. OF 16-6" FIXTURES FOR A TOTAL MAX. OF 32-6" FIXTURES.

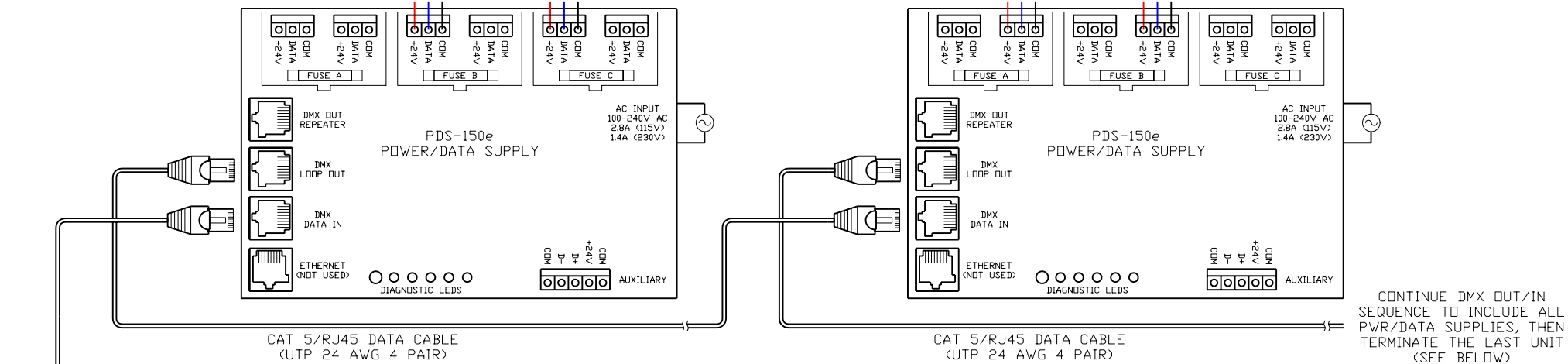
ICOLOR COVE, COVE LT, OR COVE NXT 12"



WIRE HARNESS FOR ICOLOR COVE 12"
(USE 2 PER PDS-150e -
SEE NOTES ABOVE FOR DETAILS)

CAUTION: CONNECT ONLY 1 HARNESS TO A
FUSE GROUP (2 HARNESSES PER PDS-150e)

OUT TO NEXT RUN(S) OF
ICOLOR COVE FIXTURES

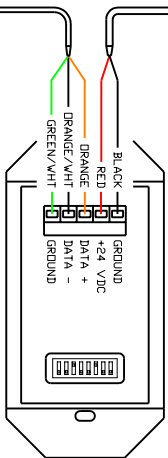


CONTINUE DMX OUT/IN
SEQUENCE TO INCLUDE ALL
PWR/DATA SUPPLIES, THEN
TERMINATE THE LAST UNIT
(SEE BELOW)

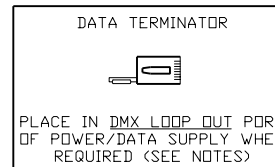
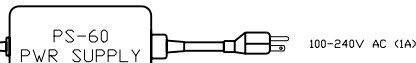
6' FLYING LEAD/RJ45
DATA CABLE
(OR SEE PIN-OUT BELOW
IF MAKING CABLES)

5' FLYING LEAD/BNC
POWER CABLE

COLORDIAL
(BACK VIEW)

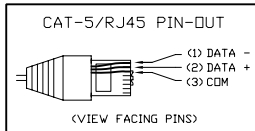


F-F PWR
COUPLER



NOTE:

- USE DMX OUT REPEATER (INSTEAD OF LOOP OUT) ON EVERY 32nd PDS UNIT IN A CHAIN, OR WHEN A DATA CABLE RUN BETWEEN UNITS EXCEEDS 400'. WHEN USING THE DMX OUT REPEATER, PLACE A DATA TERMINATOR IN THE DMX LOOP OUT PORT OF THAT PDS UNIT (SEE ABOVE).



COLOR KINETICS INCORPORATED
10 MILK STREET, SUITE 1100
BOSTON, MA 02108
888 FULL RGB
617 423 9999
WWW.COLORKINETICS.COM
"FULL SPECTRUM DIGITAL LIGHTING"

TITLE: SYSTEM WIRING DIAGRAM (TYP)	DATE:
PRODUCTS: ICOLOR COVE-COVE LT-COVE NXT /PDS-150e/COLORDIAL/PS-60	DWG. BY: TC
	SCALE: NTS
	REV:
	PAGE: 1 OF 1