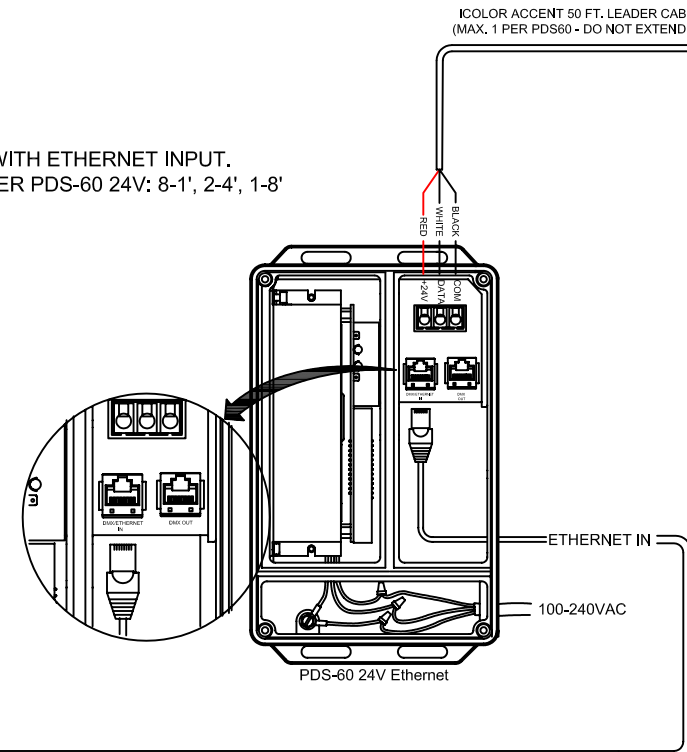
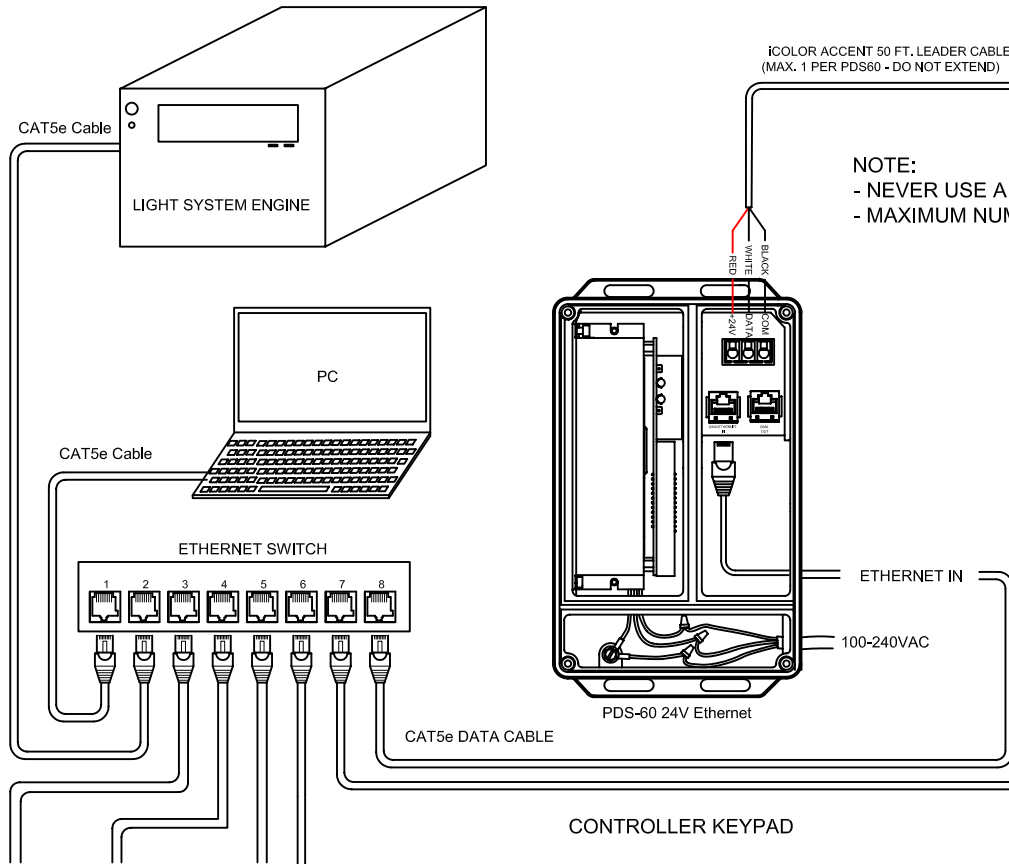


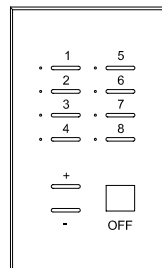
NOTE:
 - NEVER USE A DATA TERMINATOR WITH ETHERNET INPUT.
 - MAXIMUM NUMBER OF FIXTURES PER PDS-60 24V: 8-1', 2-4', 1-8'



OUT TO ADDITIONAL PDS UNITS OR OUT TO ETHERNET SWITCH UP TO 3 LEVELS IN TOTAL

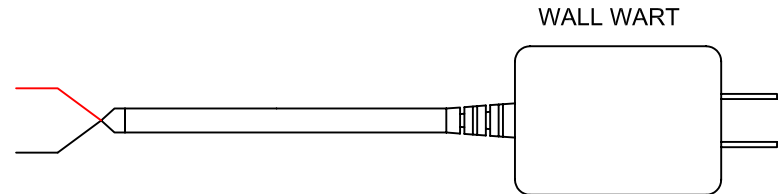
- NOTES:**
- EACH PDS-500e WILL SUPPORT 1 RUN OF iCOLOR ACCENT USING THE 50 FT. LEADER CABLES (SOLD SEPARATELY).
 - EACH 50 FT. LEADER CABLE SUPPORTS A MAX. OF 8 LINEAR FT. OF iCOLOR ACCENT FIXTURES, FOR A TOTAL MAX. OF 8 L.F. PER PDS60 24V.
 - TOTAL FIXTURES: 8 - 1' ACCENT, 2 - 4' ACCENT, 1 - 8' ACCENT.
 - USE A TERMINATOR (INCL. W/ LEADER CABLE) AT THE END OF EACH FIXTURE RUN.
 - IF USING 1' JUMPER CABLES (SOLD SEPARATELY) YOU MUST SUBTRACT AND CUT TOTAL NUMBER USED FROM LEADER CABLE.

CONTROLLER KEYPAD



— RED / +24V DC

— BLACK / GROUND



COLOR KINETICS INCORPORATED
 10 MILK STREET, SUITE 1100
 BOSTON, MA 02108
 888 FULL RGB
 617 423 9999
WWW.COLORKINETICS.COM

"FULL SPECTRUM DIGITAL LIGHTING"

TITLE:	SYSTEM WIRING DIAGRAM (TYP)
PRODUCTS:	ACCENT / PDS60 24V / LSM / ECK

DATE:	
DWG. BY:	B.T.
SCALE:	NTS
REV:	
PAGE:	1 OF 1