

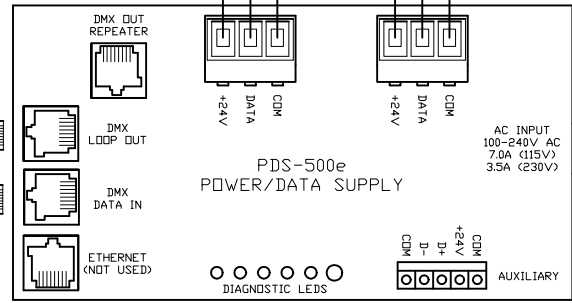
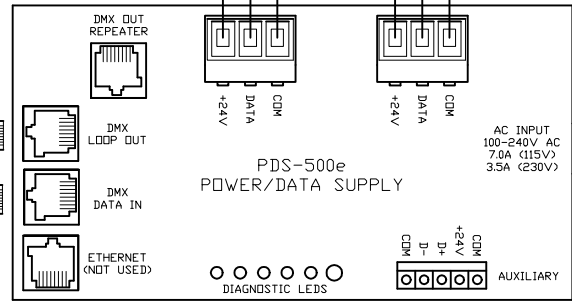
iCOLOR ACCENT (1', 4' OR 8' LENGTHS)
SEE INSTALLATION GUIDE FOR MOUNTING DETAILS

TERMINATOR
(INCL. W/ LEADER CABLE)

- NOTES:
- EACH PDS-500e WILL SUPPORT 2 RUNS OF iCOLOR ACCENT USING THE 50 FT. LEADER CABLES (SOLD SEPARATELY).
 - EACH 50 FT. LEADER CABLE SUPPORTS A MAX. OF 24 LINEAR FT. OF iCOLOR ACCENT FIXTURES, FOR A TOTAL MAX. OF 48 L.F. PER PDS-500e.
 - USE A TERMINATOR (INCL. W/ LEADER CABLE) AT THE END OF EACH FIXTURE RUN.
 - TOTAL MAX. LENGTH OF EACH RUN (INCLUDING FIXTURES) = 74 FT.
 - IF USING 1' JUMPER CABLES (SOLD SEPARATELY) YOU MUST SUBTRACT AND CUT TOTAL NUMBER USED FROM LEADER CABLE, TO STAY WITHIN THE 74' MAX. RUN LENGTH.

iCOLOR ACCENT 50 FT. LEADER CABLE
(MAX. 2 PER PDS-500e - DO NOT EXTEND)

OUT TO NEXT RUN(S) OF
iCOLOR ACCENT FIXTURES

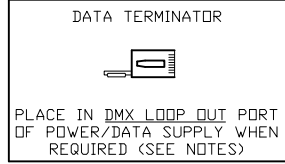
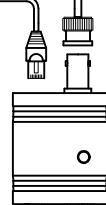
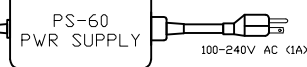


CAT 5/RJ45 DATA CABLE
(UTP 24 AWG 4 PAIR)

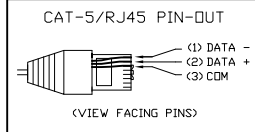
CAT 5/RJ45 DATA CABLE
(UTP 24 AWG 4 PAIR)

CONTINUE DMX OUT/IN
SEQUENCE TO INCLUDE ALL
PWR/DATA SUPPLIES, THEN
TERMINATE THE LAST UNIT
(SEE BELOW)

CAT 5/RJ45 DATA CABLE
(UTP 24 AWG 4 PAIR)



- NOTE:
- USE DMX OUT REPEATER (INSTEAD OF LOOP OUT) ON EVERY 32nd PDS UNIT IN A CHAIN, OR WHEN A DATA CABLE RUN BETWEEN UNITS EXCEEDS 400'. WHEN USING THE DMX OUT REPEATER, PLACE A DATA TERMINATOR IN THE DMX LOOP OUT PORT OF THAT PDS UNIT (SEE ABOVE).



COLOR KINETICS INCORPORATED
10 MILK STREET, SUITE 1100
BOSTON, MA 02108
888 FULL RGB
617 423 9999
www.COLORKINETICS.COM
"FULL SPECTRUM DIGITAL LIGHTING"

TITLE: SYSTEM WIRING DIAGRAM (TYP)	DATE:
PRODUCTS: iCOLOR ACCENT/PDS-500e/ SYNCHRONIZER/PS-60	DWG. BY: TC
	SCALE: NTS
	REV:
	PAGE: 1 OF 1