

iCOLOR ACCENT (1', 4' OR 8' LENGTHS)  
SEE INSTALLATION GUIDE FOR MOUNTING DETAILS

TERMINATOR  
(INCL. W/ LEADER CABLE)

MAX. RUN = 24 LINEAR FT.

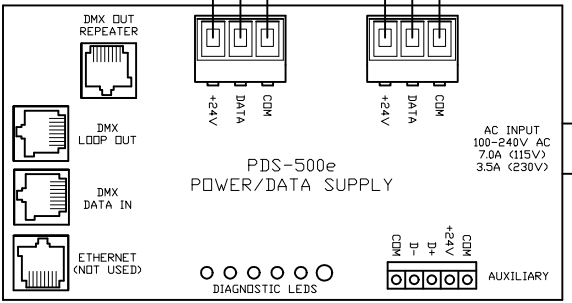
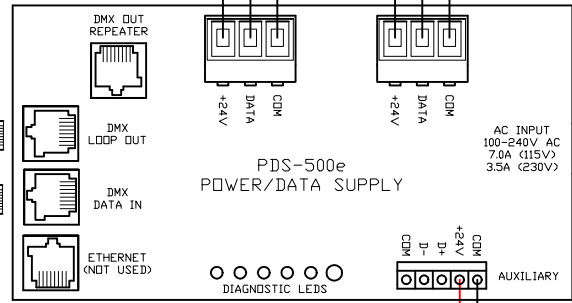
SNAP M-F FIXTURE  
CONNECTORS TOGETHER

**NOTES:**

- EACH PDS-500e WILL SUPPORT 2 RUNS OF iCOLOR ACCENT USING THE 50 FT. LEADER CABLES (SOLD SEPARATELY).
- EACH 50 FT. LEADER CABLE SUPPORTS A MAX. OF 24 LINEAR FT. OF iCOLOR ACCENT FIXTURES, FOR A TOTAL MAX. OF 48 L.F. PER PDS-500e.
- USE A TERMINATOR (INCL. W/ LEADER CABLE) AT THE END OF EACH FIXTURE RUN.
- TOTAL MAX. LENGTH OF EACH RUN (INCLUDING FIXTURES) = 74 FT.
- IF USING 1' JUMPER CABLES (SOLD SEPARATELY) YOU MUST SUBTRACT AND CUT TOTAL NUMBER USED FROM LEADER CABLE, TO STAY WITHIN THE 74' MAX. RUN LENGTH.

iCOLOR ACCENT 50 FT. LEADER CABLE  
(MAX. 2 PER PDS-500e - DO NOT EXTEND)

OUT TO NEXT RUN(S) OF  
iCOLOR ACCENT FIXTURES



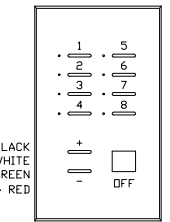
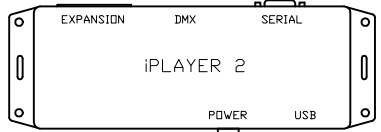
CAT 5/RJ45 DATA CABLE  
(UTP 24 AWG 4 PAIR)

CAT 5/RJ45 DATA CABLE  
(UTP 24 AWG 4 PAIR)

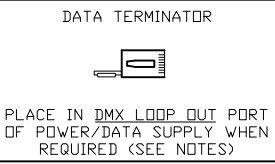
CONTINUE DMX OUT/IN  
SEQUENCE TO INCLUDE ALL  
PWR/DATA SUPPLIES, THEN  
TERMINATE THE LAST UNIT  
(SEE BELOW)

CAT 5/RJ45 DATA CABLE  
(UTP 24 AWG 4 PAIR)

SERIAL CABLE  
(20' INCL./50' MAX.)



CONTROLLER KEYPAD

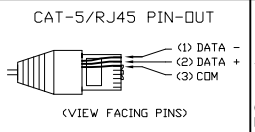


PLACE IN DMX LOOP OUT PORT  
OF POWER/DATA SUPPLY WHEN  
REQUIRED (SEE NOTES)

**NOTE:**

- USE DMX OUT REPEATER (INSTEAD OF LOOP OUT) ON EVERY 32nd PDS UNIT IN A CHAIN, OR WHEN A DATA CABLE RUN BETWEEN UNITS EXCEEDS 400'. WHEN USING THE DMX OUT REPEATER, PLACE A DATA TERMINATOR IN THE DMX LOOP OUT PORT OF THAT PDS UNIT (SEE ABOVE).

5' FLYING LEAD/BNC  
POWER CABLE



COLOR KINETICS INCORPORATED  
10 MILK STREET, SUITE 1100  
BOSTON, MA 02108  
888 FULL RGB  
617 423 9999  
www.COLORKINETICS.COM

\*FULL SPECTRUM DIGITAL LIGHTING\*

TITLE:  
SYSTEM WIRING DIAGRAM (TYP)

PRODUCTS:  
iCOLOR ACCENT/PDS-500e/iPLAYER 2/  
CONTROLLER KEYPAD

DATE:  
DWG. BY: TC  
SCALE: NTS  
REV:  
PAGE: 1 OF 1