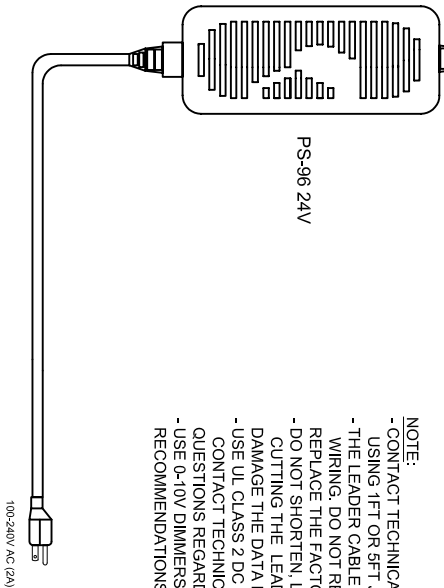
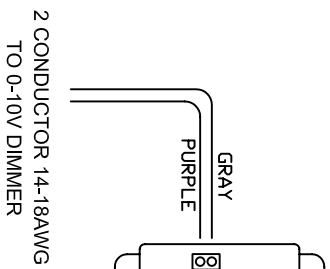
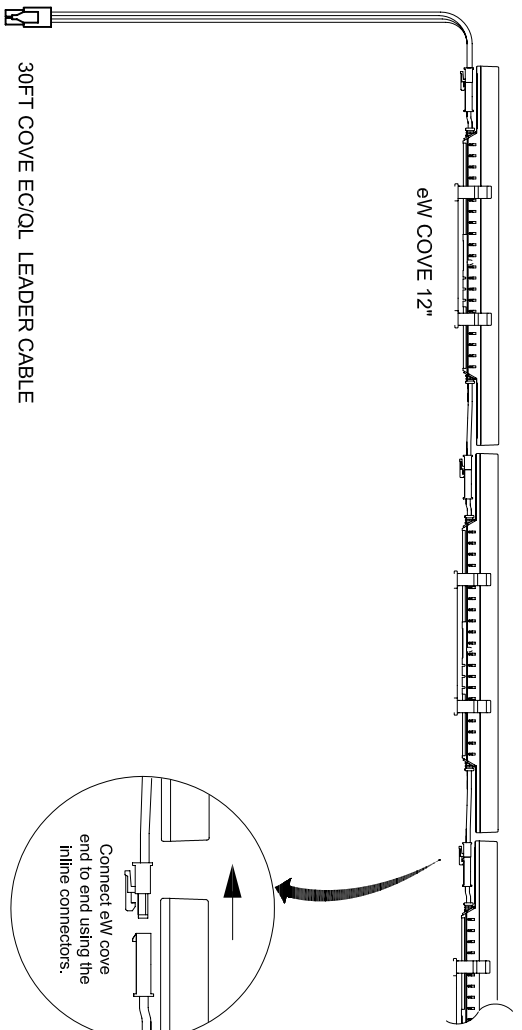


MAXIMUM NUMBER OF FIXTURES PER PDS-96 24V: 38 X 12" FIXTURES OR 65 X 6" FIXTURES

eW COVE 12"

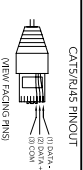


- NOTE:**
- CONTACT TECHNICAL SUPPORT FOR RUN LIMITATIONS WHEN USING 1FT OR 8FT JUMPER CABLES.
 - THE LEADER CABLE IS CONNECTORIZED TO ENSURE FAULTLESS WIRING. DO NOT REMOVE OR REPLACE THE FACTORY INSTALLED CONNECTORS.
 - DO NOT SHORTEN, LENGTHEN, OR MODIFY THE LEADER CABLE. CUTTING THE LEADER CABLE MAY DAMAGE THE DATA DRIVE CIRCUITRY.
 - USE UL CLASS 2 DC POWER SUPPLIES ONLY (100W MAX).
 - CONTACT TECHNICAL SUPPORT FOR QUESTIONS REGARDING CUSTOM POWER SUPPLIES.
 - USE 0-10V DIMMERS ONLY. CONTACT TECHNICAL SUPPORT FOR RECOMMENDATIONS.



© 2007 Color Kinetics, Inc. All rights reserved. All other trademarks are the property of their respective owners. Color Kinetics, Inc. is not responsible for any damage to property or equipment caused by the use of this product. Color Kinetics, Inc. is not responsible for any damage to property or equipment caused by the use of this product. Color Kinetics, Inc. is not responsible for any damage to property or equipment caused by the use of this product. Color Kinetics, Inc. is not responsible for any damage to property or equipment caused by the use of this product.

DATA TERMINATOR
 PLACE IN DATA CABLE END FOR POWER DIMMING SUPPORT (SEE INSTRUCTIONS FOR MORE DETAILS)



PRODUCTS:
 eW COVE/PS-96 24V DIMMING ADAPTER KIT/
 0-10 VDC DIMMER (BY OTHERS)

DATE: 4-10-2007
DWG BY: BHG
SCALE: NTS
REV: BHG 8-2-2007
PAGE: 1 OF 1