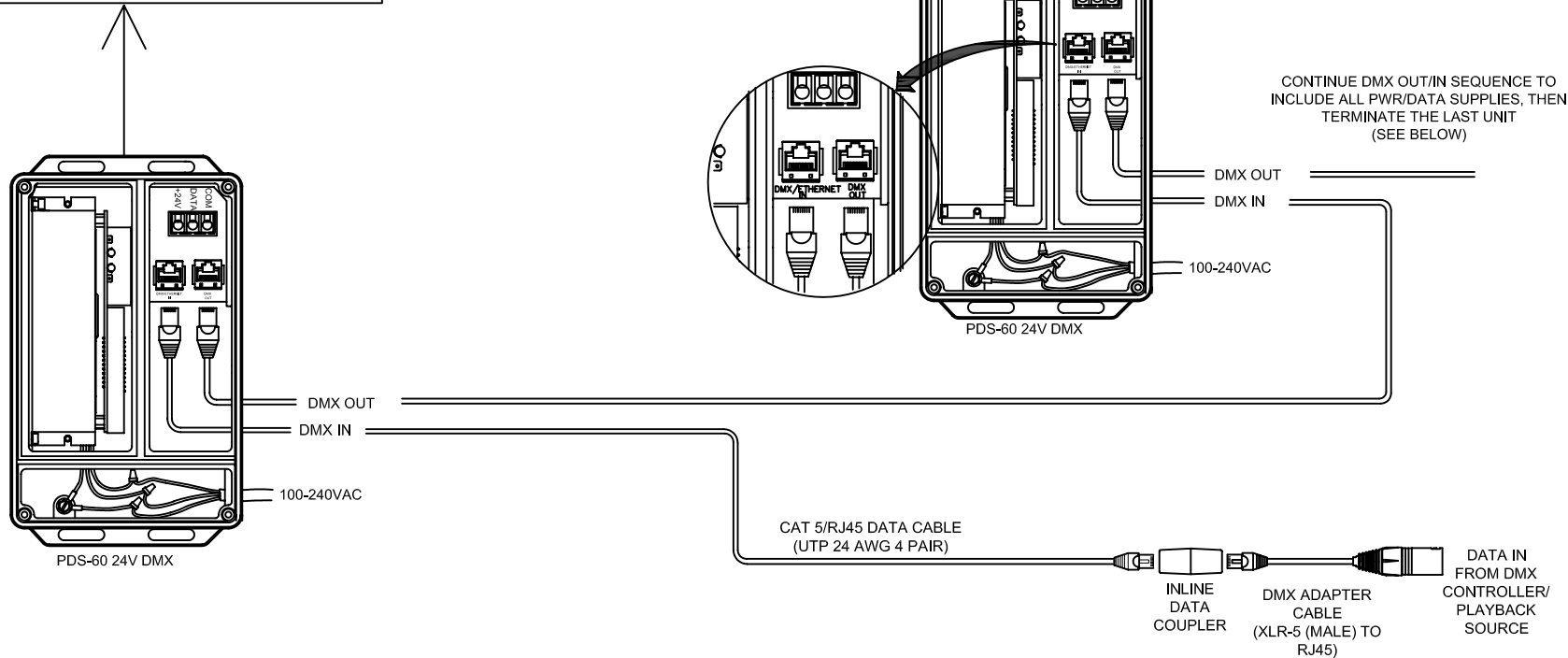


OUTPUT TO LIGHTS

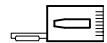
REFER TO YOUR DLE DATA SHEET
FOR SPECIFIC WIRING DETAILS



NOTE:

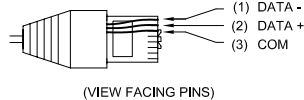
- USE AN IN-LINE DMX REPEATER AFTER EVERY 16th PDS UNIT IN A CHAIN, OR WHEN A DATA CABLE RUN BETWEEN UNITS EXCEEDS 400 FEET.
- MAXIMUM NUMBER OF FIXTURES PER PDS-60: 1

DATA TERMINATOR



PLACE IN LAST DMX OUT PORT OF
POWER/DATA SUPPLY CHAIN

CAT-5/RJ45 PIN-OUT



COLOR KINETICS INCORPORATED
10 MILK STREET, SUITE 1100
BOSTON, MA 02108
888 FULL **RGB**
617 423 9999
WWW.COLORKINETICS.COM

"FULL SPECTRUM DIGITAL LIGHTING"

TITLE:

SYSTEM WIRING DIAGRAM (TYP)

PRODUCTS:

PDS-60 24V / DMX

DATE:

DWG. BY: S.D.

SCALE: NTS

REV:

PAGE: 1 OF 1