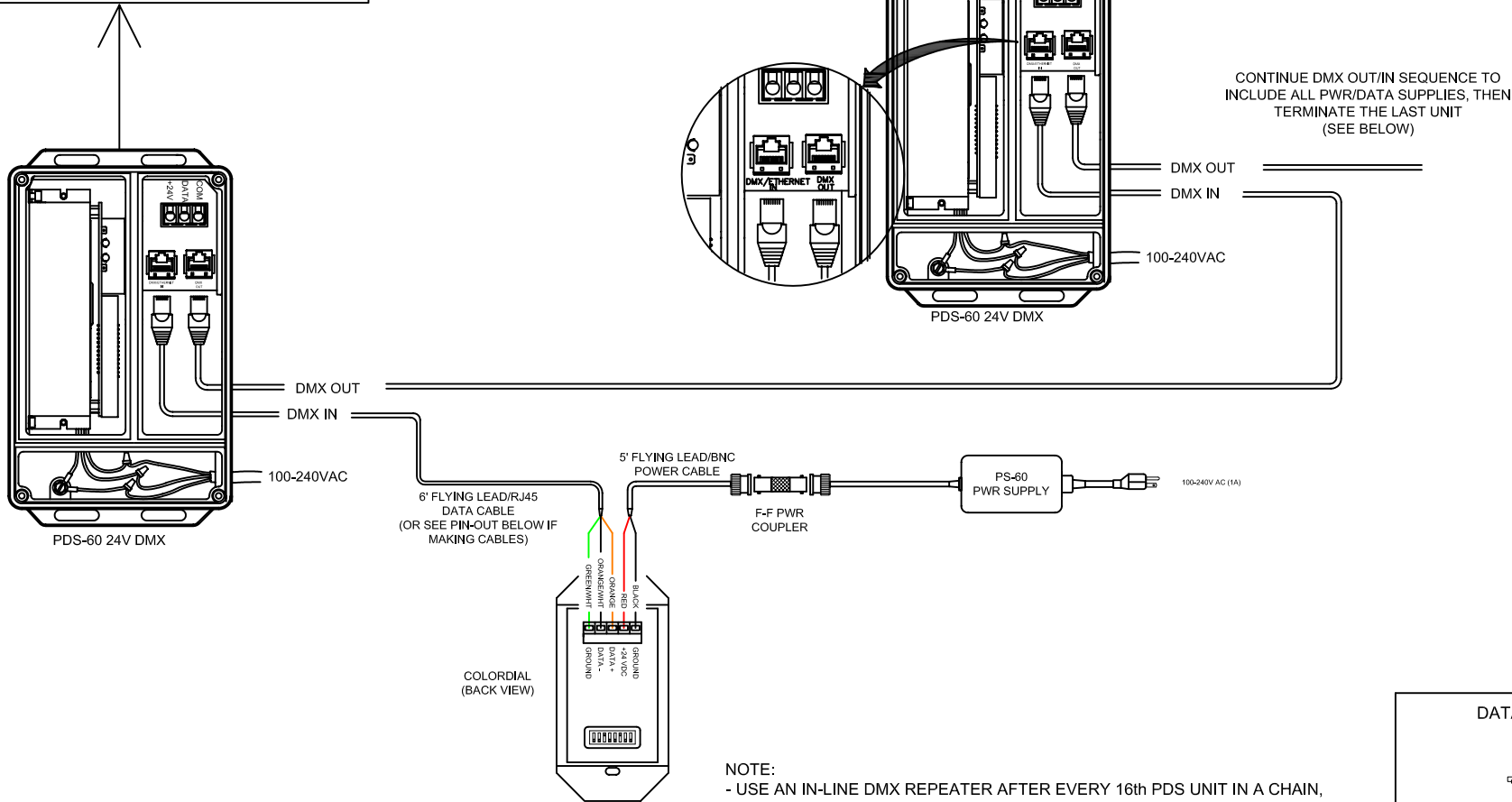



OUTPUT TO LIGHTS

REFER TO YOUR DLE DATA SHEET FOR SPECIFIC WIRING DETAILS



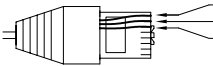
NOTE:
 - USE AN IN-LINE DMX REPEATER AFTER EVERY 16th PDS UNIT IN A CHAIN, OR WHEN A DATA CABLE RUN BETWEEN UNITS EXCEEDS 400 FEET.
 - MAXIMUM NUMBER OF FIXTURES PER PDS-60: 1

DATA TERMINATOR



PLACE IN LAST DMX OUT PORT OF POWER/DATA SUPPLY CHAIN

CAT-5/RJ45 PIN-OUT



(1) DATA -
 (2) DATA +
 (3) COM

(VIEW FACING PINS)



COLOR KINETICS INCORPORATED
 10 MILK STREET, SUITE 1100
 BOSTON, MA 02108
 888 FULL RGB
 617 423 9999
WWW.COLORKINETICS.COM

"FULL SPECTRUM DIGITAL LIGHTING"

TITLE:
 SYSTEM WIRING DIAGRAM (TYP)

PRODUCTS:
 PDS-60 24V / CD / PS-60

DATE:

DWG. BY: S.D.

SCALE: NTS

REV:

PAGE: 1 OF 1