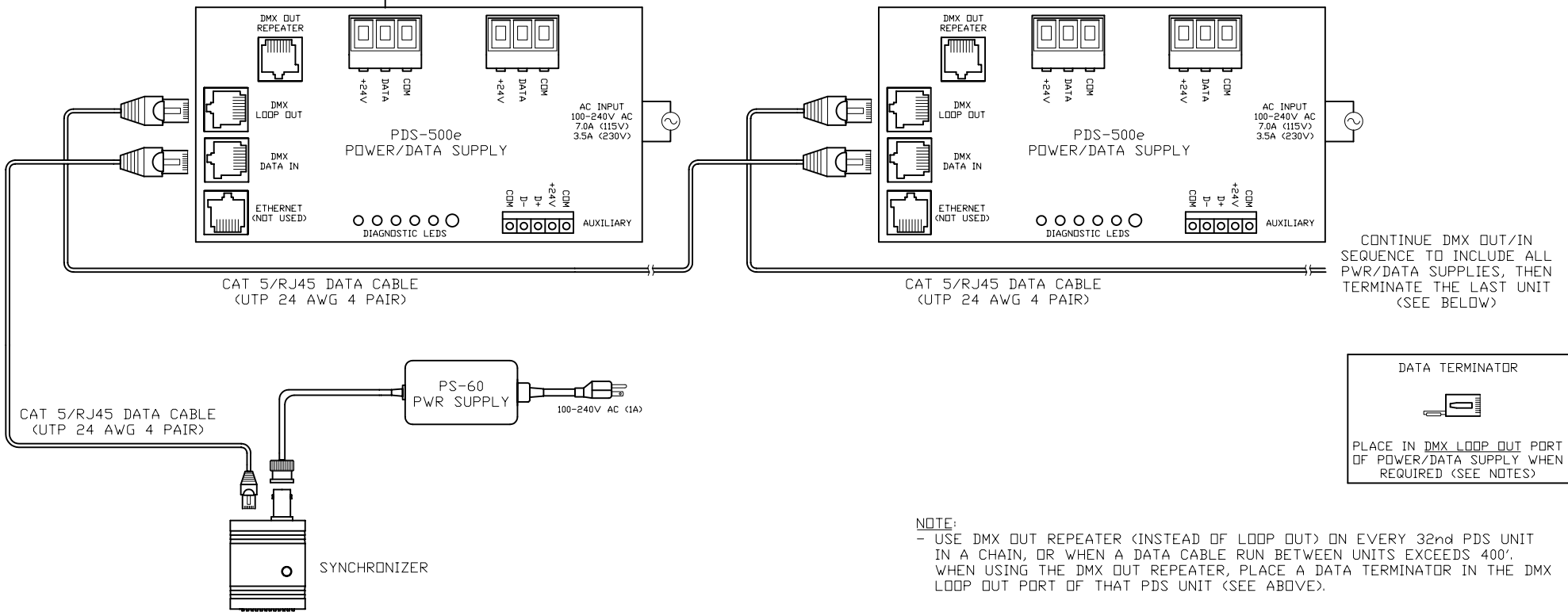



OUTPUT TO LIGHTS
REFER TO YOUR DLE DATA SHEET
FOR SPECIFIC WIRING DETAILS

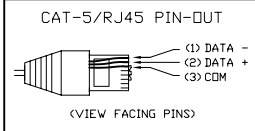


DATA TERMINATOR



PLACE IN DMX LOOP OUT PORT OF POWER/DATA SUPPLY WHEN REQUIRED (SEE NOTES)

NOTE:
- USE DMX OUT REPEATER (INSTEAD OF LOOP OUT) ON EVERY 32nd PDS UNIT IN A CHAIN, OR WHEN A DATA CABLE RUN BETWEEN UNITS EXCEEDS 400'. WHEN USING THE DMX OUT REPEATER, PLACE A DATA TERMINATOR IN THE DMX LOOP OUT PORT OF THAT PDS UNIT (SEE ABOVE).



COLOR KINETICS INCORPORATED
10 MILK STREET, SUITE 1100
BOSTON, MA 02108
888 FULL RGB
617 423 9999
WWW.COLORKINETICS.COM

"FULL SPECTRUM DIGITAL LIGHTING"

TITLE:
SYSTEM WIRING DIAGRAM (TYP)

PRODUCTS:
PDS-500e/SYNCHRONIZER/PS-60

DATE:
DWG. BY: TC
SCALE: NTS
REV:
PAGE: 1 OF 1