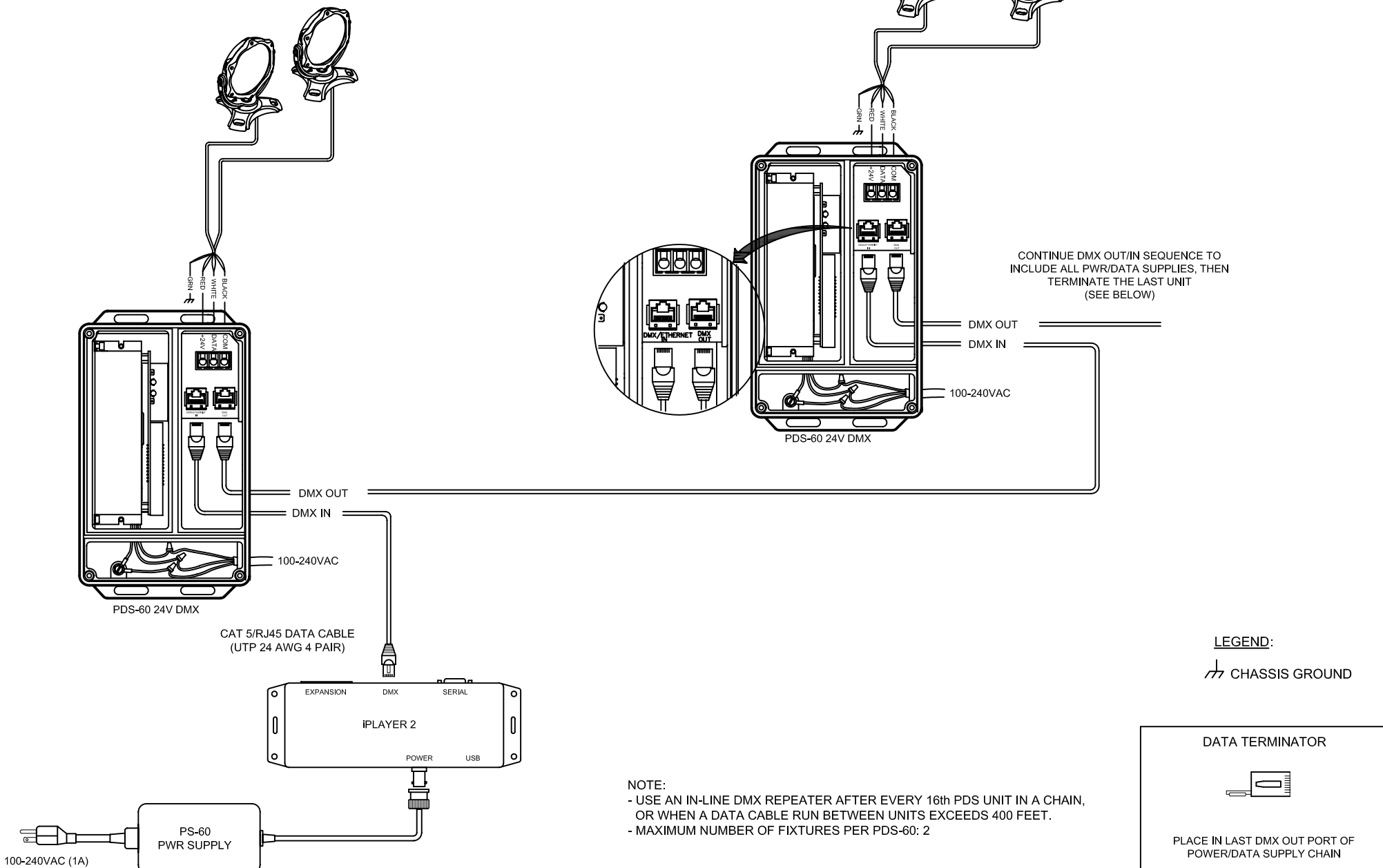



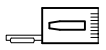
C-SPLASH 2 FIXTURE  
(MAXIMUM OF 2 PER PDS-60)

C-SPLASH 2 FIXTURE  
(MAXIMUM OF 2 PER PDS-60)

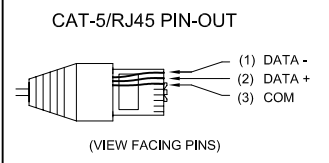


CONTINUE DMX OUT/IN SEQUENCE TO  
INCLUDE ALL PWR/DATA SUPPLIES, THEN  
TERMINATE THE LAST UNIT  
(SEE BELOW)

**LEGEND:**  
 CHASSIS GROUND

**DATA TERMINATOR**  
  
 PLACE IN LAST DMX OUT PORT OF  
POWER/DATA SUPPLY CHAIN

**NOTE:**  
 - USE AN IN-LINE DMX REPEATER AFTER EVERY 16th PDS UNIT IN A CHAIN,  
OR WHEN A DATA CABLE RUN BETWEEN UNITS EXCEEDS 400 FEET.  
 - MAXIMUM NUMBER OF FIXTURES PER PDS-60: 2




COLOR KINETICS INCORPORATED  
 10 MILK STREET, SUITE 1100  
 BOSTON, MA 02108  
 888 FULL RGB  
 617 423 9999  
[WWW.COLORKINETICS.COM](http://WWW.COLORKINETICS.COM)  
 "FULL SPECTRUM DIGITAL LIGHTING"

TITLE: SYSTEM WIRING DIAGRAM (TYP)	
PRODUCTS: CS2 / PDS-60 24V / IP2 / P60	

DATE:	
DWG. BY:	S.D.
SCALE:	NTS
REV:	
PAGE:	1 OF 1