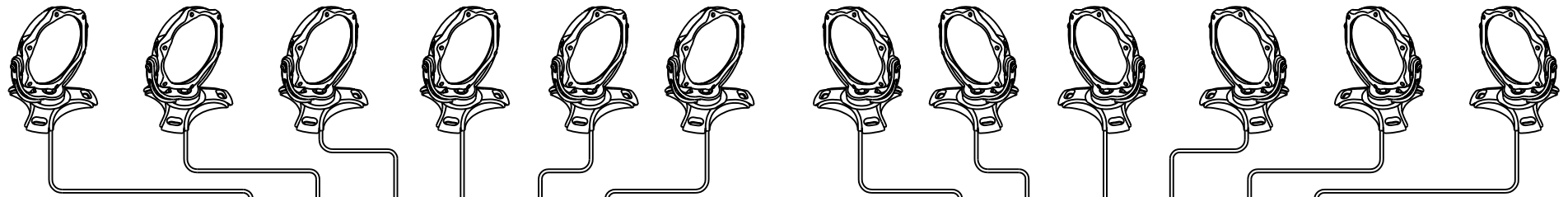
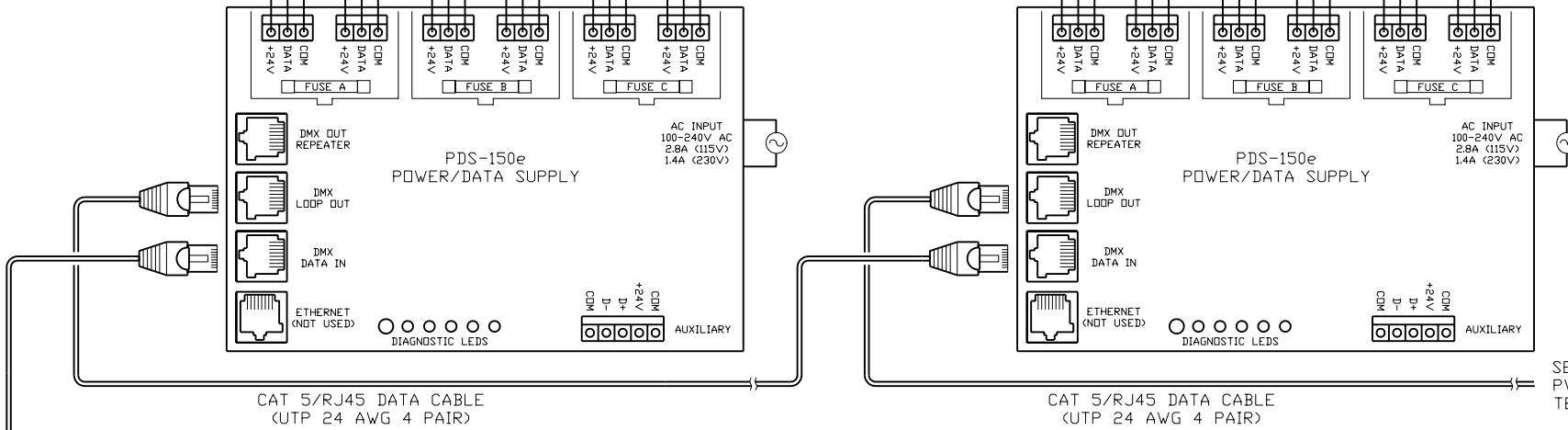


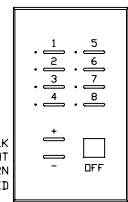
C-SPLASH 2 FIXTURES
(MAX. 6 PER PDS-150e)



60' POWER/DATA CABLES
(INCLUDED W/ FIXTURES-
DO NOT EXTEND)

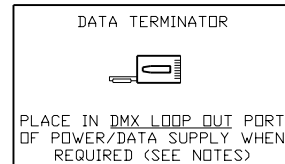


CONTINUE DMX OUT/IN
SEQUENCE TO INCLUDE ALL
PWR/DATA SUPPLIES, THEN
TERMINATE THE LAST UNIT
(SEE BELOW)



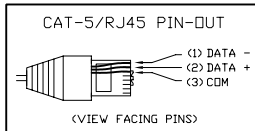
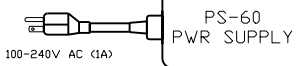
CONTROLLER KEYPAD

LEGEND:
 CHASSIS GROUND
 AC SOURCE



NOTE:

- USE DMX OUT REPEATER (INSTEAD OF LOOP OUT) ON EVERY 32nd PDS UNIT IN A CHAIN, OR WHEN A DATA CABLE RUN BETWEEN UNITS EXCEEDS 100'. WHEN USING THE DMX OUT REPEATER, PLACE A DATA TERMINATOR IN THE DMX LOOP OUT PORT OF THAT PDS UNIT (SEE ABOVE).



COLOR KINETICS INCORPORATED
10 MILK STREET, SUITE 1108
BOSTON, MA 02108
888 FULL RGB
617 423 9999
WWW.COLORKINETICS.COM

FULL SPECTRUM DIGITAL LIGHTING

TITLE: SYSTEM WIRING DIAGRAM (TYP)	DATE:
PRODUCTS: CSPLASH 2/PDS-150e/iPLAYER 2/ CONTROLLER KEYPAD/PS-60	DWG. BY: BS
	SCALE: NTS
	REV:
	PAGE: 1 OF 1