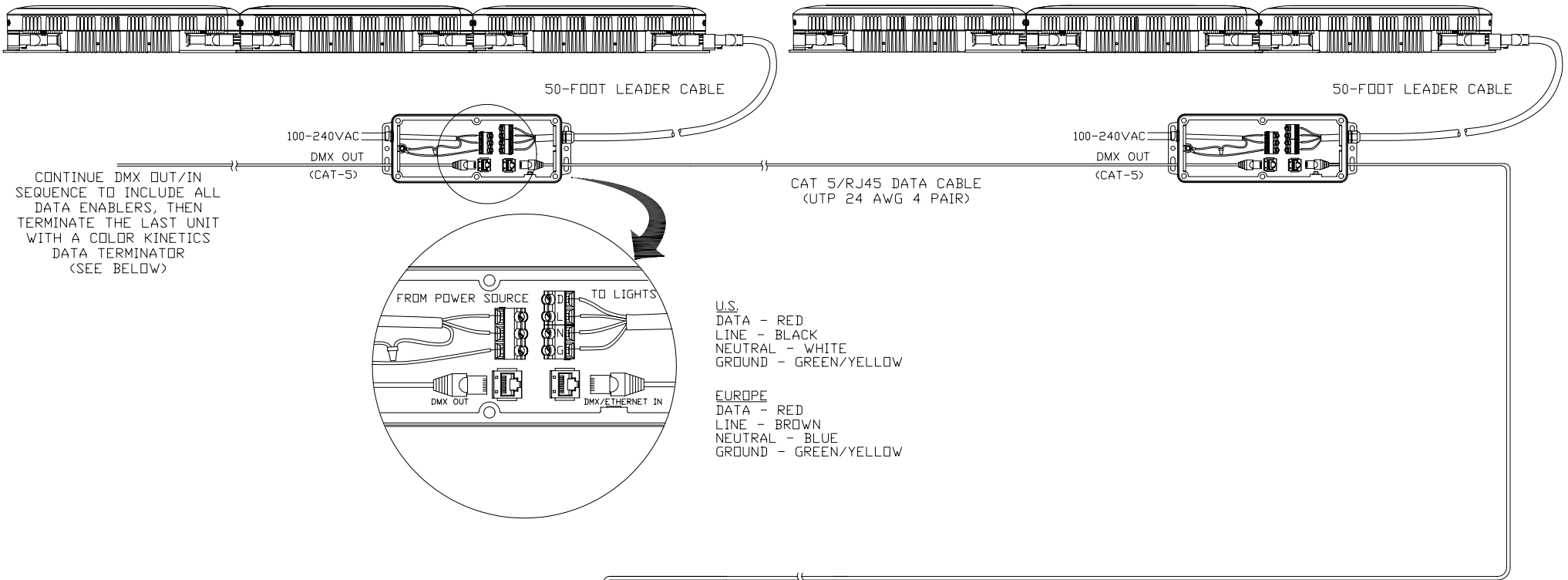


MAXIMUM LIGHTS PER DATA ENABLER: 70 (DEPENDING ON INSTALLATION PARAMETERS)

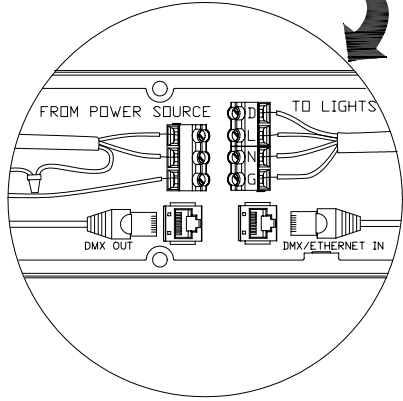
MAXIMUM LIGHTS PER DATA ENABLER: 70 (DEPENDING ON INSTALLATION PARAMETERS)

END-TO-END CONNECTION

END-TO-END CONNECTION

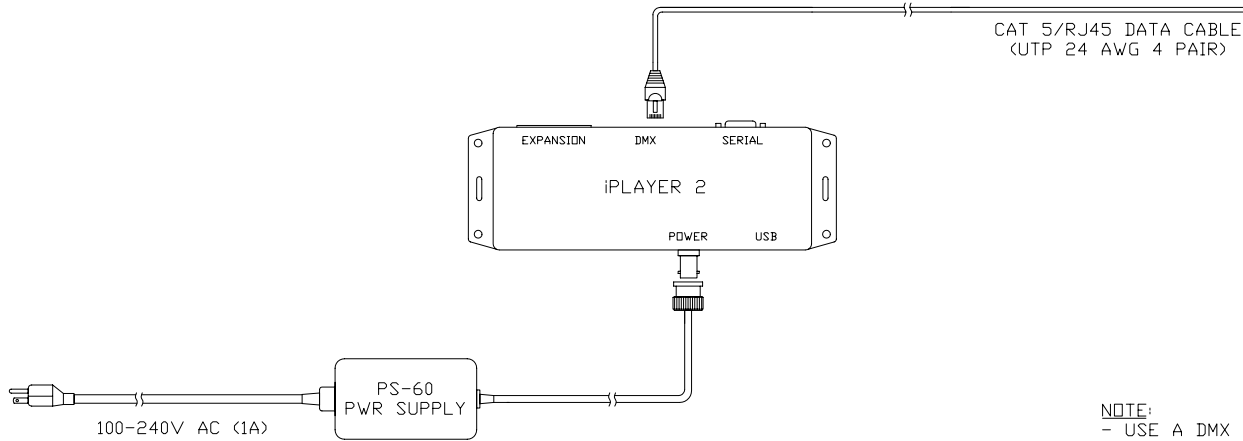


CONTINUE DMX OUT/IN SEQUENCE TO INCLUDE ALL DATA ENABLERS, THEN TERMINATE THE LAST UNIT WITH A COLOR KINETICS DATA TERMINATOR (SEE BELOW)

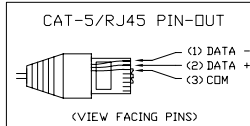
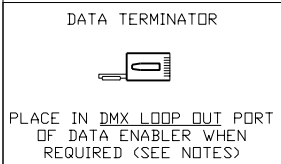


U.S.
 DATA - RED
 LINE - BLACK
 NEUTRAL - WHITE
 GROUND - GREEN/YELLOW

EUROPE
 DATA - RED
 LINE - BROWN
 NEUTRAL - BLUE
 GROUND - GREEN/YELLOW



- NOTE:**
- USE A DMX REPEATER AFTER EVERY 32nd DATA ENABLER UNIT IN A CHAIN, OR WHEN A DATA CABLE RUN BETWEEN UNITS EXCEEDS 400'.
 - PLACE A DATA TERMINATOR IN THE DMX LOOP OUT PORT OF THE LAST DATA ENABLER IN THE CHAIN.



COLOR KINETICS INCORPORATED
 10 MILK STREET, SUITE 1100
 BOSTON, MA 02108
 888 FULL RGB
 617 423 9999
WWW.COLORKINETICS.COM

"FULL SPECTRUM DIGITAL LIGHTING"

TITLE:
 SYSTEM WIRING DIAGRAM (TYP)

PRODUCTS:
 COLORCAST 14/DATA ENABLER/
 IPLAYER 2/PS-60

DATE:
 DWG. BY: B.T.
 SCALE: NTS
 REV:
 PAGE: 1 OF 1