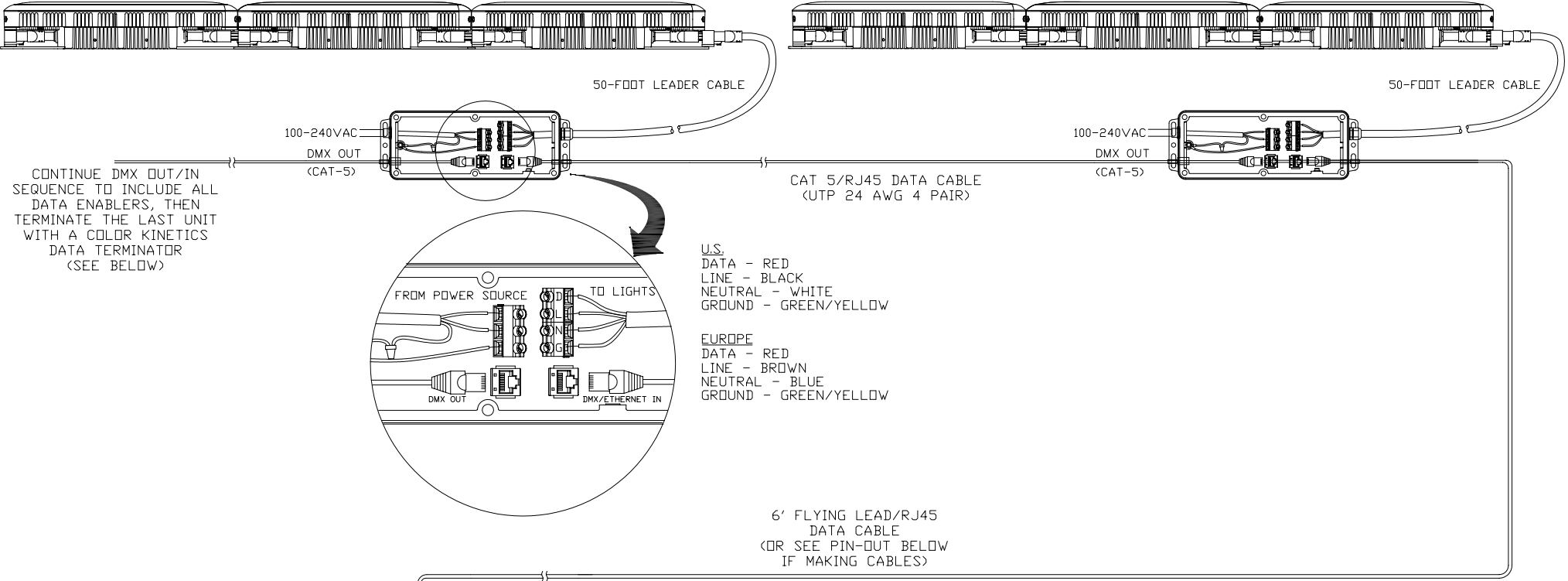


MAXIMUM LIGHTS PER DATA ENABLER: 70 (DEPENDING ON INSTALLATION PARAMETERS)

MAXIMUM LIGHTS PER DATA ENABLER: 70 (DEPENDING ON INSTALLATION PARAMETERS)

END-TO-END CONNECTION

END-TO-END CONNECTION



CONTINUE DMX OUT/IN SEQUENCE TO INCLUDE ALL DATA ENABLERS, THEN TERMINATE THE LAST UNIT WITH A COLOR KINETICS DATA TERMINATOR (SEE BELOW)

U.S.
DATA - RED
LINE - BLACK
NEUTRAL - WHITE
GROUND - GREEN/YELLOW

EUROPE
DATA - RED
LINE - BROWN
NEUTRAL - BLUE
GROUND - GREEN/YELLOW

6' FLYING LEAD/RJ45 DATA CABLE
(OR SEE PIN-OUT BELOW IF MAKING CABLES)

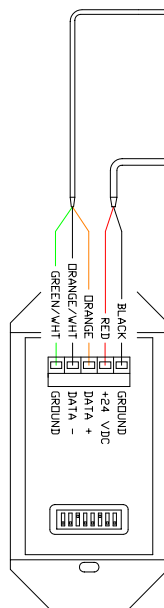
5' FLYING LEAD/BNC POWER CABLE

PS-60 PWR SUPPLY

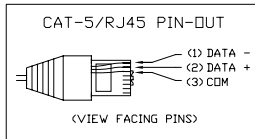
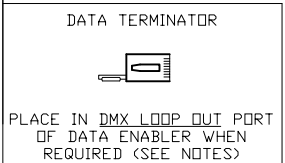
100-240V AC (1A)

F-F PWR COUPLER

COLORDIAL (BACK VIEW)



NOTE:
- USE A THIRD PARTY DMX REPEATER ON EVERY 32nd DATA ENABLER UNIT IN A CHAIN, OR WHEN THE TOTAL DMX DATA RUN EXCEEDS 1,000 FEET. REFER TO THE USITT DMX-512 STANDARD FOR MORE INFORMATION.
- PLACE A DATA TERMINATOR IN THE DMX LOOP OUT PORT OF THE LAST DATA ENABLER IN THE CHAIN.



COLOR KINETICS INCORPORATED
10 MILK STREET, SUITE 1100
BOSTON, MA 02108
888 FULL RGB
617 423 9999
WWW.COLORKINETICS.COM
"FULL SPECTRUM DIGITAL LIGHTING"

| | |
|---|---------------|
| TITLE: SYSTEM WIRING DIAGRAM (TYP) | DATE: |
| PRODUCTS: COLORCAST 14/DATA ENABLER/ COLOR DIAL/PS-60 | DWG. BY: B.T. |
| | SCALE: NTS |
| | REV: |
| | PAGE: 1 OF 1 |