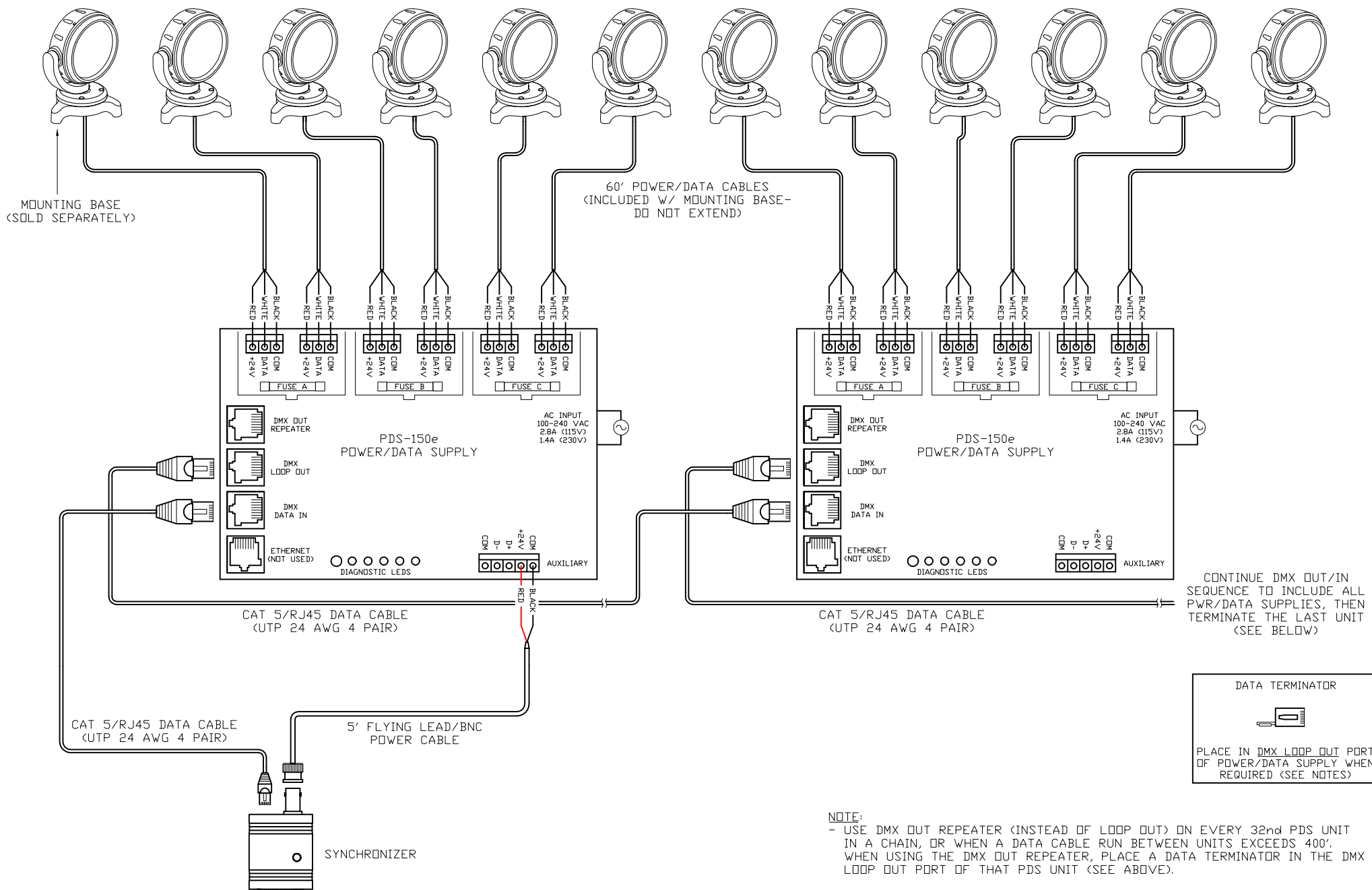



COLORBURST 6 FIXTURES  
w/ OPTIONAL MOUNTING BASE  
(MAX. 6 PER PDS-150e)

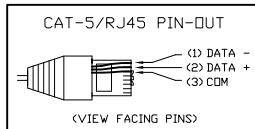


DATA TERMINATOR



PLACE IN DMX LOOP OUT PORT OF POWER/DATA SUPPLY WHEN REQUIRED (SEE NOTES)

**NOTE:**  
- USE DMX OUT REPEATER (INSTEAD OF LOOP OUT) ON EVERY 32nd PDS UNIT IN A CHAIN, OR WHEN A DATA CABLE RUN BETWEEN UNITS EXCEEDS 400'. WHEN USING THE DMX OUT REPEATER, PLACE A DATA TERMINATOR IN THE DMX LOOP OUT PORT OF THAT PDS UNIT (SEE ABOVE).



COLOR KINETICS INCORPORATED  
10 MILK STREET, SUITE 1100  
BOSTON, MA 02108  
888 FULL RGB  
617 423 9999  
www.COLORKINETICS.COM

\*FULL SPECTRUM DIGITAL LIGHTING\*

TITLE:  
SYSTEM WIRING DIAGRAM (TYP)

PRODUCTS:  
COLORBURST 6/MNT. BASE/PDS-150e/  
SYNCHRONIZER

DATE:  
DWG. BY: TC  
SCALE: NTS  
REV:  
PAGE: 1 OF 1