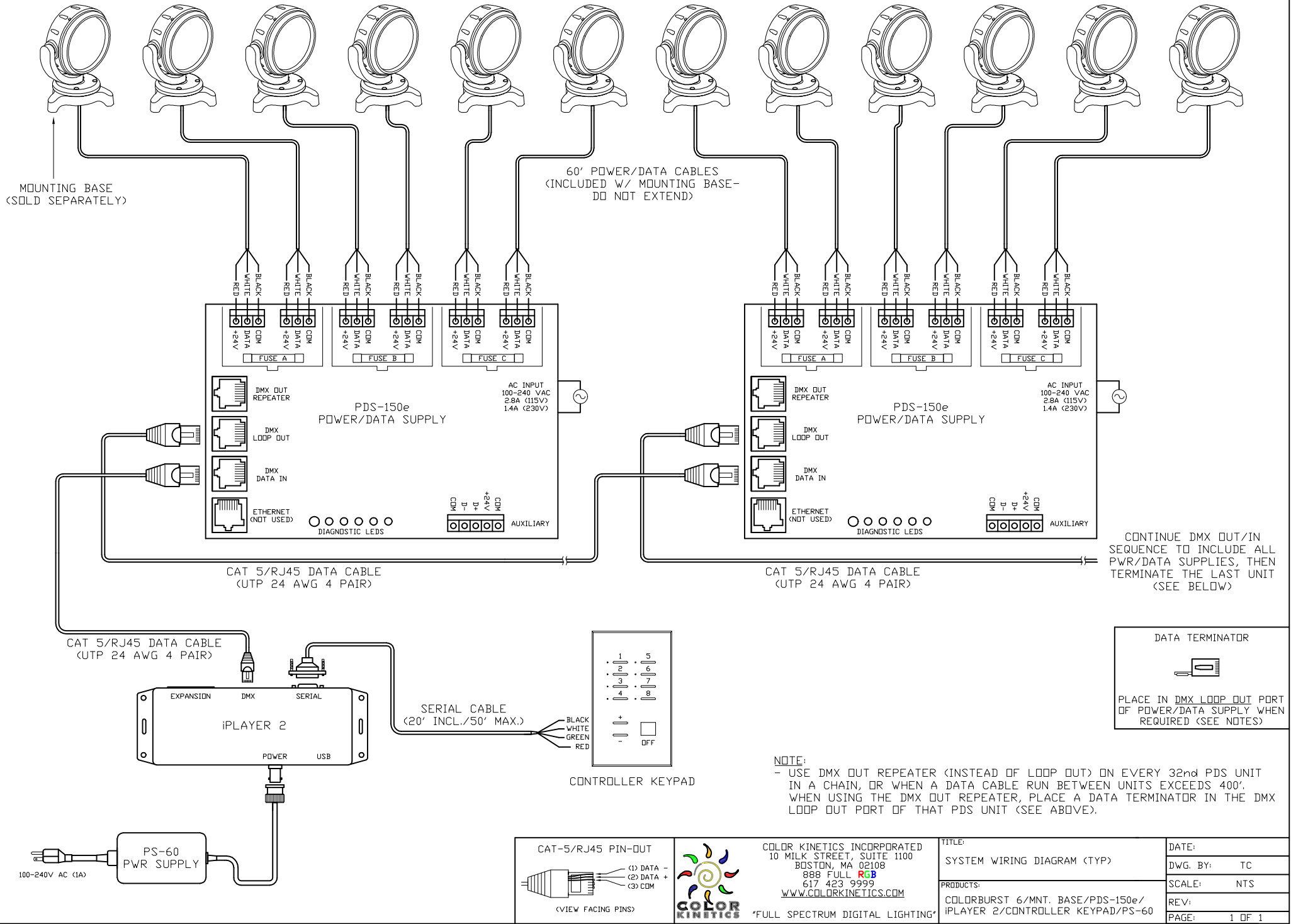



COLORBURST 6 FIXTURES
w/ OPTIONAL MOUNTING BASE
(MAX. 6 PER PDS-150e)



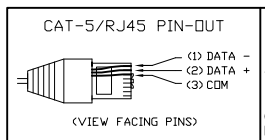
CONTINUE DMX OUT/IN SEQUENCE TO INCLUDE ALL PWR/DATA SUPPLIES, THEN TERMINATE THE LAST UNIT (SEE BELOW)

DATA TERMINATOR



PLACE IN DMX LOOP OUT PORT OF POWER/DATA SUPPLY WHEN REQUIRED (SEE NOTES)

NOTE:
- USE DMX OUT REPEATER (INSTEAD OF LOOP OUT) ON EVERY 32nd PDS UNIT IN A CHAIN, OR WHEN A DATA CABLE RUN BETWEEN UNITS EXCEEDS 400'. WHEN USING THE DMX OUT REPEATER, PLACE A DATA TERMINATOR IN THE DMX LOOP OUT PORT OF THAT PDS UNIT (SEE ABOVE).



COLOR KINETICS

COLOR KINETICS INCORPORATED
10 MILK STREET, SUITE 1100
BOSTON, MA 02108
888 FULL RGB
617 423 9999
www.COLORKINETICS.COM

FULL SPECTRUM DIGITAL LIGHTING

TITLE: SYSTEM WIRING DIAGRAM (TYP)	DATE:
PRODUCTS: COLORBURST 6/MNT. BASE/PDS-150e/ iPLAYER 2/CONTROLLER KEYPAD/PS-60	DWG. BY: TC
	SCALE: NTS
	REV:
	PAGE: 1 OF 1