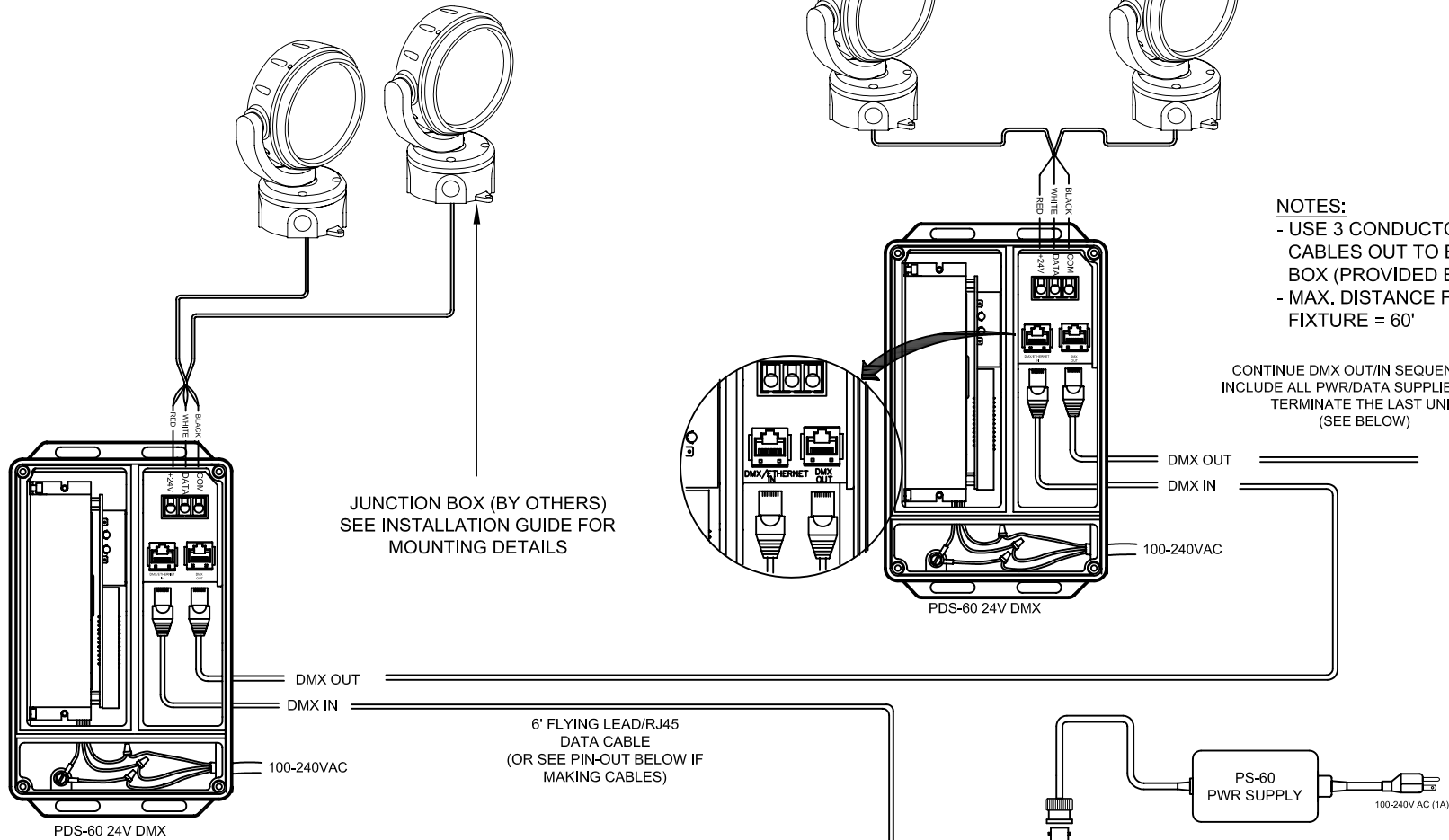


**COLORBURST 6 FIXTURES
(MAX. 2 PER PDS-60)**

**COLORBURST 6 FIXTURES
(MAX. 2 PER PDS-60)**

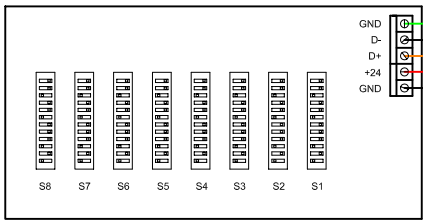


- NOTES:**
- USE 3 CONDUCTOR, 14-18AWG LEAD CABLES OUT TO EACH JUNCTION BOX (PROVIDED BY OTHERS).
 - MAX. DISTANCE FROM PDS-60 TO FIXTURE = 60'

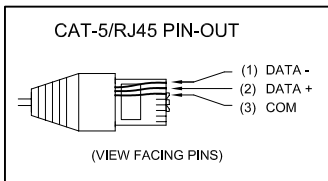
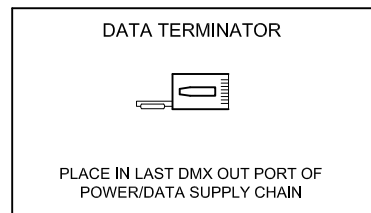
CONTINUE DMX OUT/IN SEQUENCE TO INCLUDE ALL PWR/DATA SUPPLIES, THEN TERMINATE THE LAST UNIT (SEE BELOW)

JUNCTION BOX (BY OTHERS)
SEE INSTALLATION GUIDE FOR MOUNTING DETAILS

6' FLYING LEAD/RJ45
DATA CABLE
(OR SEE PIN-OUT BELOW IF
MAKING CABLES)



- NOTE:**
- USE AN IN-LINE DMX REPEATER AFTER EVERY 16th PDS UNIT IN A CHAIN, OR WHEN A DATA CABLE RUN BETWEEN UNITS EXCEEDS 400 FEET.
 - MAXIMUM NUMBER OF FIXTURES PER PDS-60 24V: 2



COLOR KINETICS

COLOR KINETICS INCORPORATED
10 MILK STREET, SUITE 1100
BOSTON, MA 02108
888 FULL RGB
617 423 9999
WWW.COLORKINETICS.COM

"FULL SPECTRUM DIGITAL LIGHTING"

TITLE: SYSTEM WIRING DIAGRAM (TYP)	DATE:
PRODUCTS: CBU 6 / PDS-60 24V / MS / PS-60	DWG. BY: B.T.
	SCALE: NTS
	REV:
	PAGE: 1 OF 1