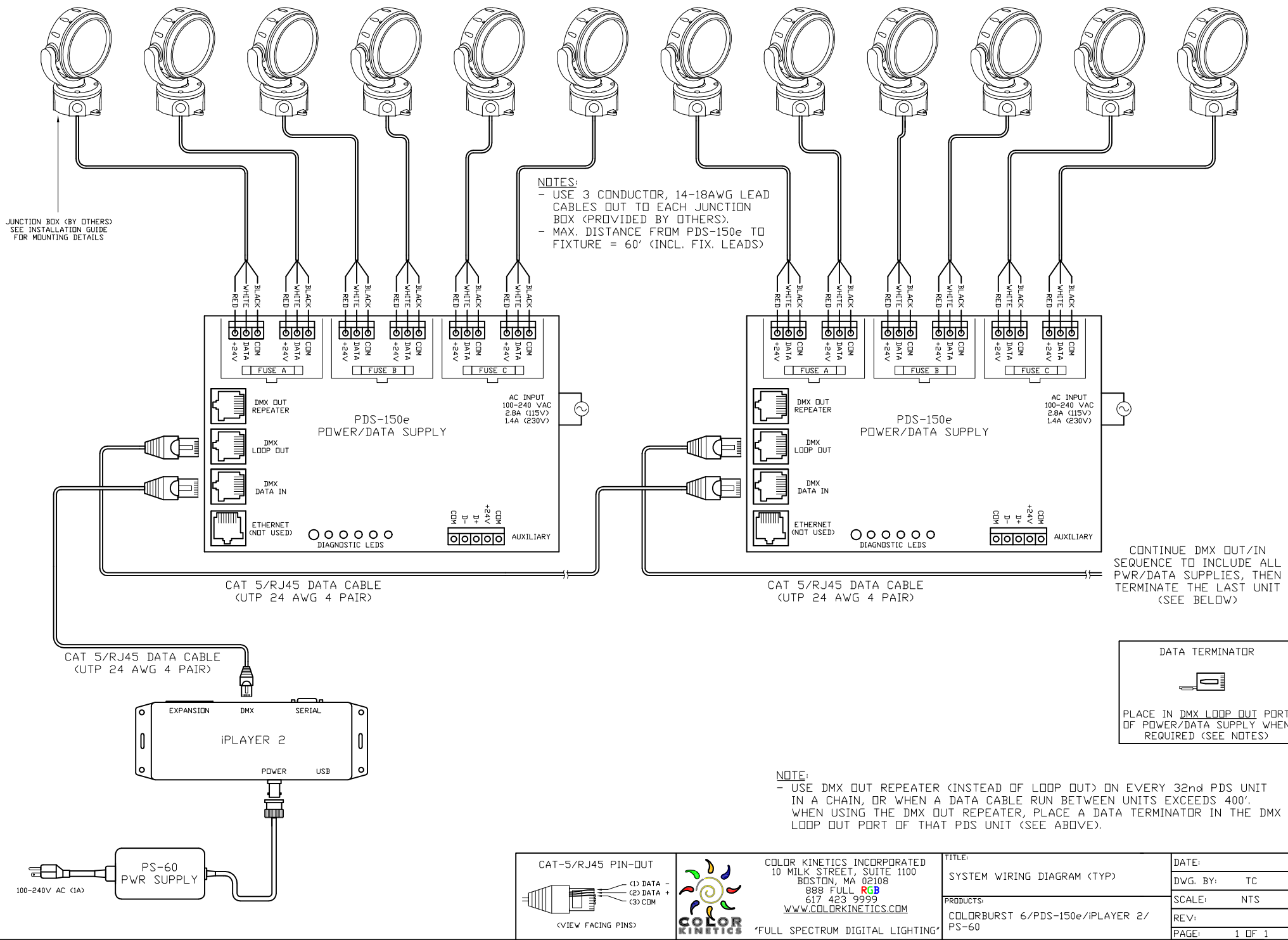


COLORBURST 6 FIXTURES
(MAX. 6 PER PDS-150e)




NOTES:
 - USE 3 CONDUCTOR, 14-18AWG LEAD CABLES OUT TO EACH JUNCTION BOX (PROVIDED BY OTHERS).
 - MAX. DISTANCE FROM PDS-150e TO FIXTURE = 60' (INCL. FIX. LEADS)

JUNCTION BOX (BY OTHERS)
 SEE INSTALLATION GUIDE FOR MOUNTING DETAILS

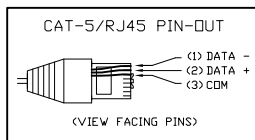
CONTINUE DMX OUT/IN SEQUENCE TO INCLUDE ALL PWR/DATA SUPPLIES, THEN TERMINATE THE LAST UNIT (SEE BELOW)

DATA TERMINATOR



PLACE IN DMX LOOP OUT PORT OF POWER/DATA SUPPLY WHEN REQUIRED (SEE NOTES)

NOTE:
 - USE DMX OUT REPEATER (INSTEAD OF LOOP OUT) ON EVERY 32nd PDS UNIT IN A CHAIN, OR WHEN A DATA CABLE RUN BETWEEN UNITS EXCEEDS 400'. WHEN USING THE DMX OUT REPEATER, PLACE A DATA TERMINATOR IN THE DMX LOOP OUT PORT OF THAT PDS UNIT (SEE ABOVE).



COLOR KINETICS INCORPORATED
 10 MILK STREET, SUITE 1100
 BOSTON, MA 02108
 888 FULL RGB
 617 423 9999
www.COLORKINETICS.COM
 FULL SPECTRUM DIGITAL LIGHTING

TITLE:
 SYSTEM WIRING DIAGRAM (TYP)

PRODUCTS:
 COLORBURST 6/PDS-150e/iPLAYER 2/
 PS-60

DATE:
 DWG. BY: TC
 SCALE: NTS
 REV:
 PAGE: 1 OF 1