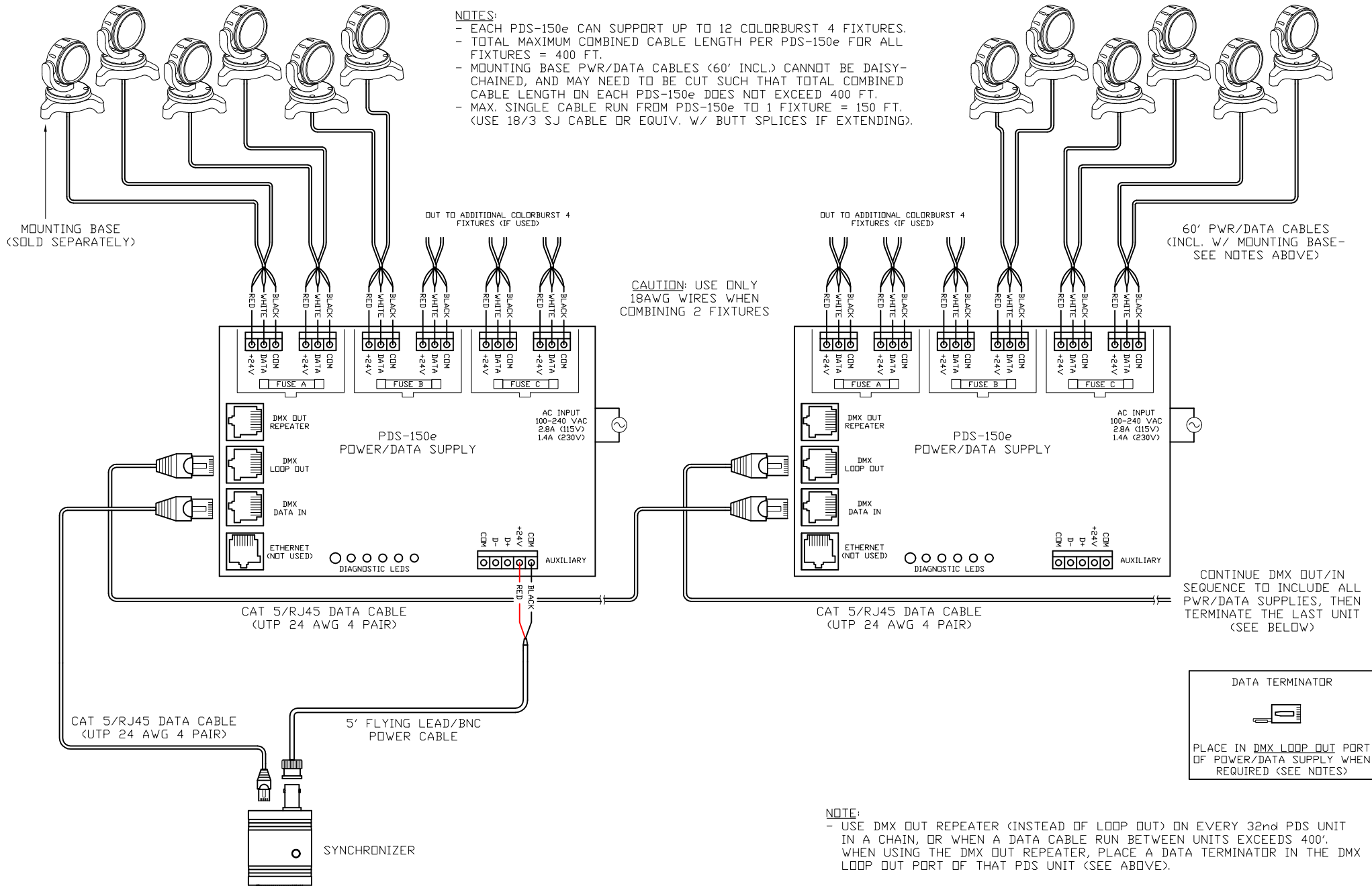


COLORBURST 4 FIXTURES  
w/ OPTIONAL MOUNTING BASE  
(MAX. 12 PER PDS-150e)


NOTES:

- EACH PDS-150e CAN SUPPORT UP TO 12 COLORBURST 4 FIXTURES.
- TOTAL MAXIMUM COMBINED CABLE LENGTH PER PDS-150e FOR ALL FIXTURES = 400 FT.
- MOUNTING BASE PWR/DATA CABLES (60' INCL.) CANNOT BE DAISY-CHAINED, AND MAY NEED TO BE CUT SUCH THAT TOTAL COMBINED CABLE LENGTH ON EACH PDS-150e DOES NOT EXCEED 400 FT.
- MAX. SINGLE CABLE RUN FROM PDS-150e TO 1 FIXTURE = 150 FT. (USE 18/3 SJ CABLE OR EQUIV. W/ BUTT SPLICES IF EXTENDING).



CONTINUE DMX OUT/IN SEQUENCE TO INCLUDE ALL PWR/DATA SUPPLIES, THEN TERMINATE THE LAST UNIT (SEE BELOW)

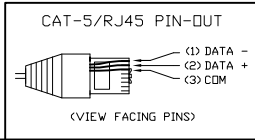
DATA TERMINATOR



PLACE IN DMX LOOP OUT PORT OF POWER/DATA SUPPLY WHEN REQUIRED (SEE NOTES)

NOTE:

- USE DMX OUT REPEATER (INSTEAD OF LOOP OUT) ON EVERY 32nd PDS UNIT IN A CHAIN, OR WHEN A DATA CABLE RUN BETWEEN UNITS EXCEEDS 400'. WHEN USING THE DMX OUT REPEATER, PLACE A DATA TERMINATOR IN THE DMX LOOP OUT PORT OF THAT PDS UNIT (SEE ABOVE).




COLOR KINETICS INCORPORATED  
10 MILK STREET, SUITE 1100  
BOSTON, MA 02108  
888 FULL RGB  
617 423 9999  
[www.COLORKINETICS.COM](http://www.COLORKINETICS.COM)

\*FULL SPECTRUM DIGITAL LIGHTING\*

TITLE:	SYSTEM WIRING DIAGRAM (TYP)
PRODUCTS:	COLORBURST 4/MNT. BASE/PDS-150e/ SYNCHRONIZER

DATE:	
DWG. BY:	TC
SCALE:	NTS
REV:	
PAGE:	1 OF 1