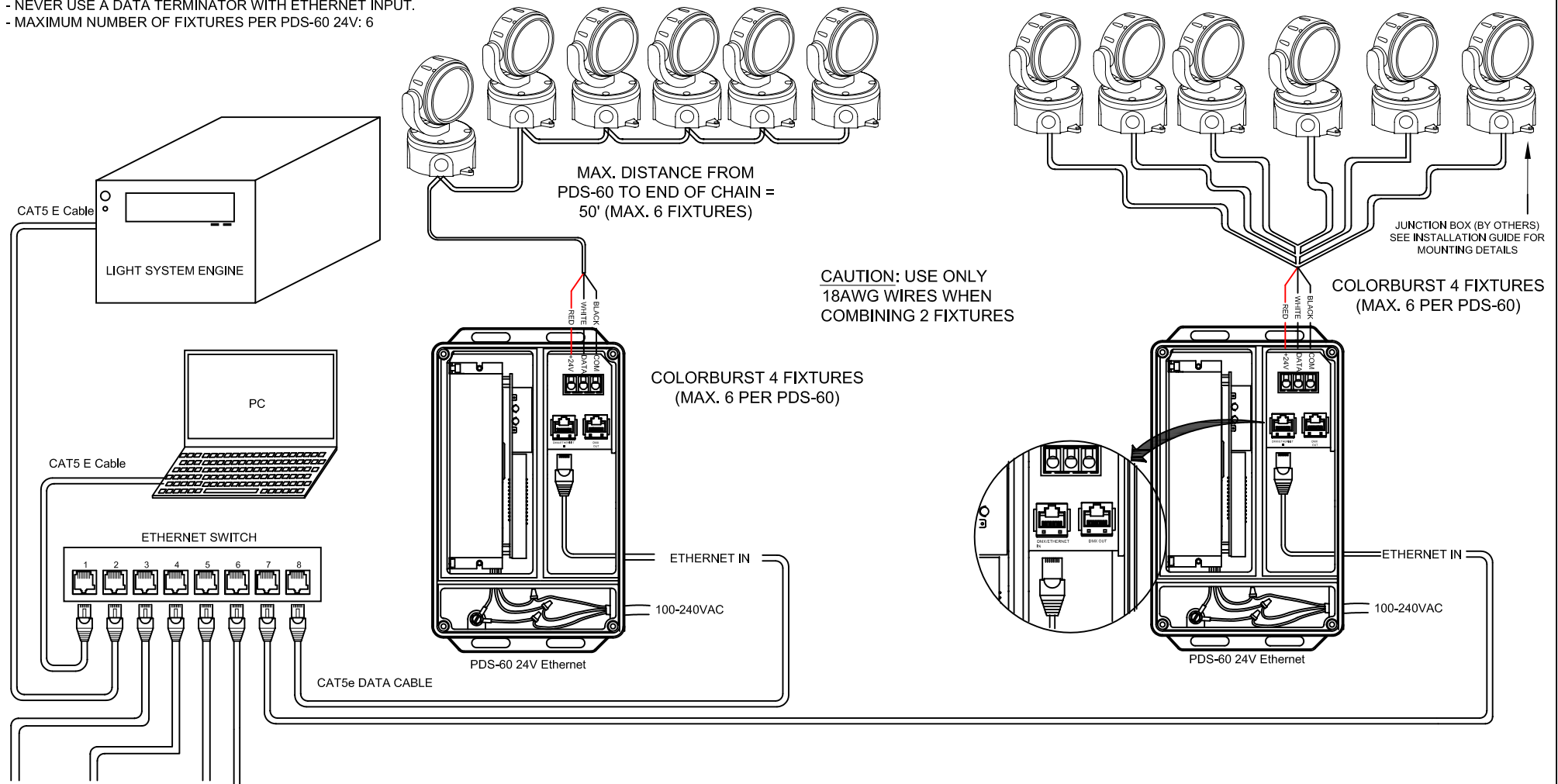


NOTE:
 - NEVER USE A DATA TERMINATOR WITH ETHERNET INPUT.
 - MAXIMUM NUMBER OF FIXTURES PER PDS-60 24V: 6

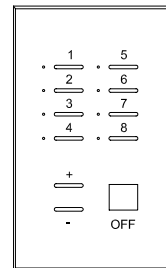
DAISY CHAIN WIRING METHOD

HOME-RUN WIRING METHOD

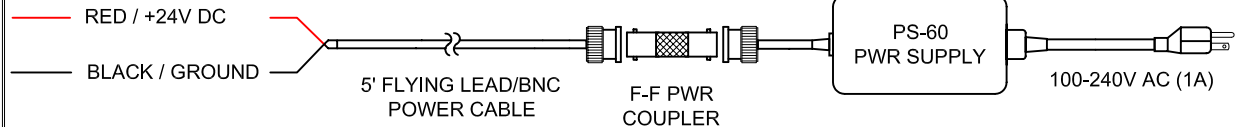


OUT TO ADDITIONAL PDS UNITS OR OUT TO ETHERNET SWITCH UP TO 3 LEVELS IN TOTAL

- NOTES:**
- USE 3 CONDUCTOR, 14-18AWG LEAD CABLES FROM PDS-60 TO EACH JUNCTION BOX, OR BETWEEN JUNCTION BOXES (PROVIDED BY OTHERS).
 - TOTAL MAXIMUM COMBINED CABLE LENGTH PER PDS-60 FOR ALL CONNECTED FIXTURES = 400 FT. (HOME RUN METHOD ONLY).
 - MAX. SINGLE CABLE RUN FROM PDS-60 TO 1 FIXTURE = 150 FT.
 - IF DAISY CHAINING FIXTURES, MAX. TOTAL CABLE RUN LENGTH FROM PDS-60 TO LAST FIXTURE IN CHAIN = 50 FT.



CONTROLLER KEYPAD



COLOR KINETICS INCORPORATED
 10 MILK STREET, SUITE 1100
 BOSTON, MA 02108
 888 FULL RGB
 617 423 9999
WWW.COLORKINETICS.COM

"FULL SPECTRUM DIGITAL LIGHTING"

TITLE:
 SYSTEM WIRING DIAGRAM (TYP)

PRODUCTS:
 CBU4 / PDS60 24V / LSM / ECK / PS-60

DATE:

DWG. BY: B.T.

SCALE: NTS

REV:

PAGE: 1 OF 1