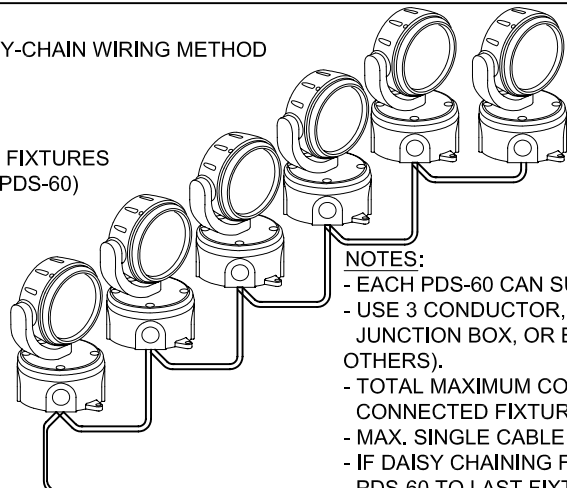


DAISY-CHAIN WIRING METHOD

**COLORBURST 4 FIXTURES
(MAX. 6 PER PDS-60)**

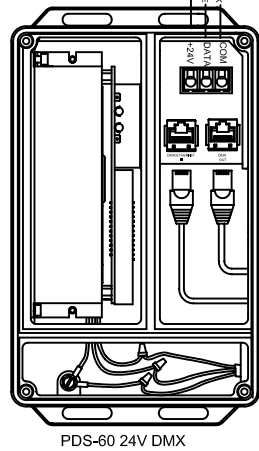


MAX. DISTANCE FROM PDS-60 TO END OF CHAIN = 50' (MAX. 6 FIXTURES)

NOTES:

- EACH PDS-60 CAN SUPPORT UP TO 6 COLORBURST 4 FIXTURES.
- USE 3 CONDUCTOR, 14-18AWG LEAD CABLES FROM PDS-60 TO EACH JUNCTION BOX, OR BETWEEN JUNCTION BOXES (PROVIDED BY OTHERS).
- TOTAL MAXIMUM COMBINED CABLE LENGTH PER PDS-60 FOR ALL CONNECTED FIXTURES = 400 FT. (HOME RUN METHOD ONLY).
- MAX. SINGLE CABLE RUN FROM PDS-60 TO 1 FIXTURE = 150 FT.
- IF DAISY CHAINING FIXTURES, MAX. TOTAL CABLE RUN LENGTH FROM PDS-60 TO LAST FIXTURE IN CHAIN = 50 FT.


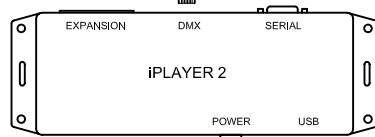
CAUTION: USE ONLY 18AWG WIRES WHEN COMBINING 2 FIXTURES



PDS-60 24V DMX

DMX OUT
DMX IN
100-240VAC

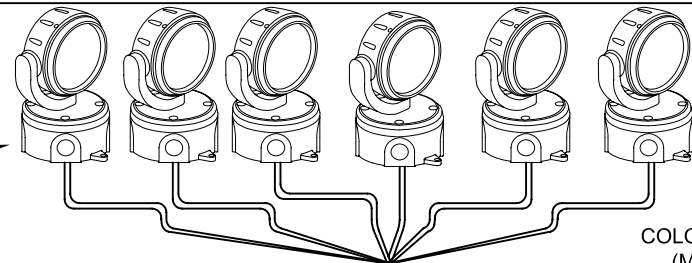
CAT 5/RJ45 DATA CABLE (UTP 24 AWG 4 PAIR)



100-240VAC (1A)

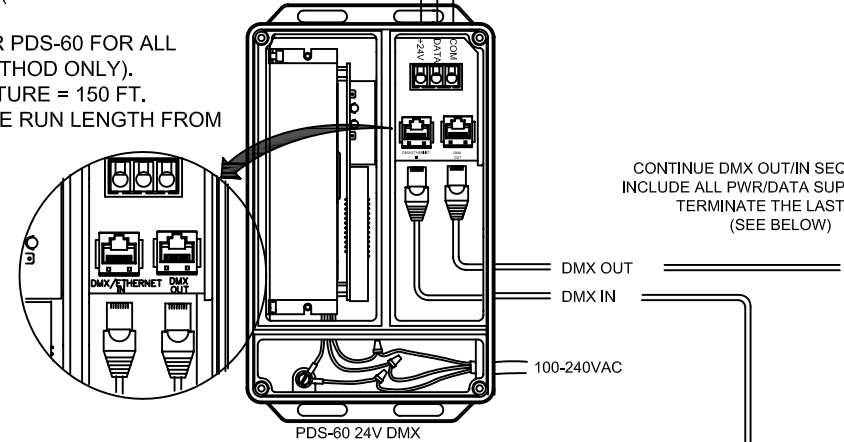
PS-60 PWR SUPPLY

HOME-RUN WIRING METHOD



JUNCTION BOX (BY OTHERS) SEE INSTALLATION GUIDE FOR MOUNTING DETAILS

**COLORBURST 4 FIXTURES
(MAX. 6 PER PDS-60)**



PDS-60 24V DMX

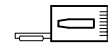
CONTINUE DMX OUT/IN SEQUENCE TO INCLUDE ALL PWR/DATA SUPPLIES, THEN TERMINATE THE LAST UNIT (SEE BELOW)

DMX OUT
DMX IN
100-240VAC

NOTE:

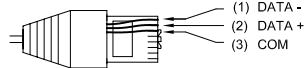
- USE A THIRD PARTY DMX REPEATER ON EVERY 32nd PDS UNIT IN A CHAIN, OR WHEN THE TOTAL DMX DATA RUN EXCEEDS 1,000 FEET. REFER TO THE USITT DMX-512 STANDARD FOR MORE INFORMATION.
- MAXIMUM NUMBER OF FIXTURES PER PDS-60: 6

DATA TERMINATOR



PLACE IN LAST DMX OUT PORT OF POWER/DATA SUPPLY CHAIN

CAT-5/RJ45 PIN-OUT



(VIEW FACING PINS)



COLOR KINETICS INCORPORATED
10 MILK STREET, SUITE 1100
BOSTON, MA 02108
888 FULL RGB
617 423 9999
WWW.COLORKINETICS.COM

"FULL SPECTRUM DIGITAL LIGHTING"

TITLE:

SYSTEM WIRING DIAGRAM (TYP)

PRODUCTS:

CBU4 / PDS-60 24V / iPlayer2 / PS60

DATE:

DWG. BY: B.T.

SCALE: NTS

REV:

PAGE: 1 OF 1