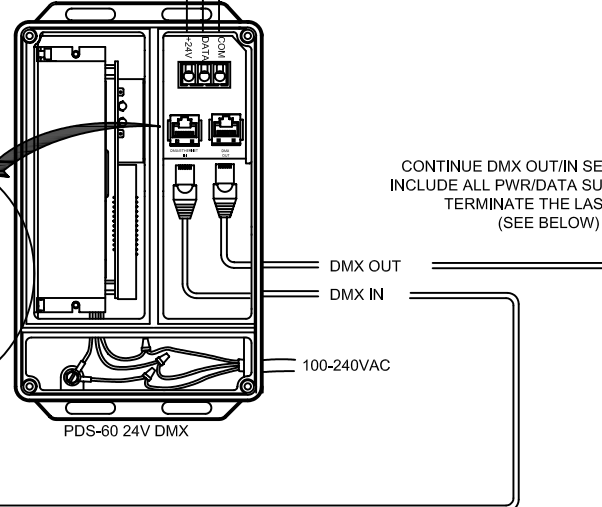
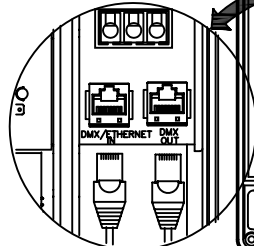
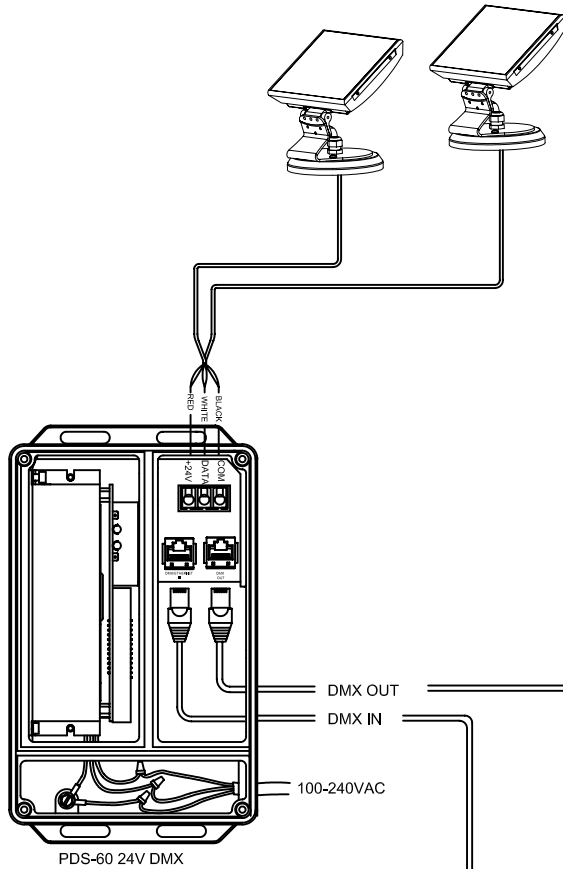



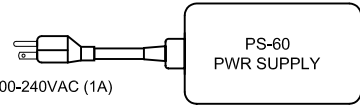
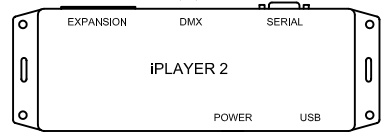
COLORBLAST 6 FIXTURE
(MAXIMUM OF 2 PER PDS-60)

COLORBLAST 6 FIXTURE
(MAXIMUM OF 2 PER PDS-60)



CONTINUE DMX OUT/IN SEQUENCE TO
INCLUDE ALL PWR/DATA SUPPLIES, THEN
TERMINATE THE LAST UNIT
(SEE BELOW)

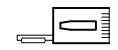
CAT 5/RJ45 DATA CABLE
(UTP 24 AWG 4 PAIR)



NOTE:

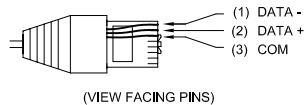
- USE A THIRD PARTY DMX REPEATER ON EVERY 32nd PDS UNIT IN A CHAIN, OR WHEN THE TOTAL DMX DATA RUN EXCEEDS 1,000 FEET. REFER TO THE USITT DMX-512 STANDARD FOR MORE INFORMATION.
- MAXIMUM NUMBER OF FIXTURES PER PDS-60: 2

DATA TERMINATOR



PLACE IN LAST DMX OUT PORT OF
POWER/DATA SUPPLY CHAIN

CAT-5/RJ45 PIN-OUT



COLOR KINETICS INCORPORATED
10 MILK STREET, SUITE 1100
BOSTON, MA 02108
888 FULL RGB
617 423 9999
WWW.COLORKINETICS.COM

"FULL SPECTRUM DIGITAL LIGHTING"

TITLE:

SYSTEM WIRING DIAGRAM (TYP)

PRODUCTS:

CB6 / PDS-60 24V / iPlayer2 / PS60

DATE:

DWG. BY: B.T.

SCALE: NTS

REV:

PAGE: 1 OF 1