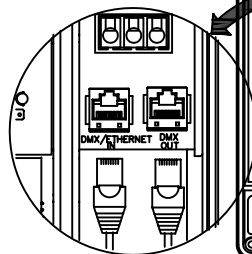
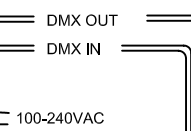
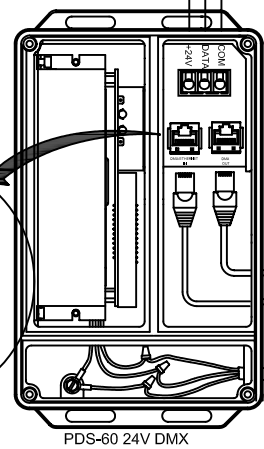
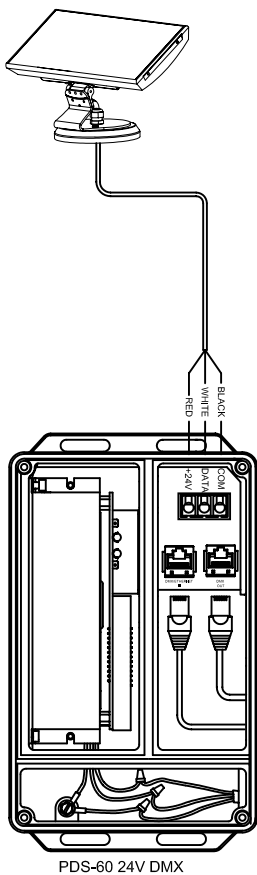


COLORBLAST 12 FIXTURE  
(MAXIMUM OF 1 PER PDS-60)

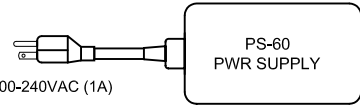
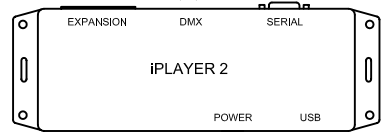
COLORBLAST 12 FIXTURE  
(MAXIMUM OF 1 PER PDS-60)



CONTINUE DMX OUT/IN SEQUENCE TO  
INCLUDE ALL PWR/DATA SUPPLIES, THEN  
TERMINATE THE LAST UNIT  
(SEE BELOW)



CAT 5/RJ45 DATA CABLE  
(UTP 24 AWG 4 PAIR)



**NOTE:**

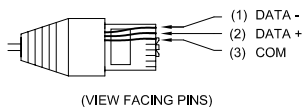
- USE A THIRD PARTY DMX REPEATER ON EVERY 32nd PDS UNIT IN A CHAIN, OR WHEN THE TOTAL DMX DATA RUN EXCEEDS 1,000 FEET. REFER TO THE USITT DMX-512 STANDARD FOR MORE INFORMATION.
- MAXIMUM NUMBER OF FIXTURES PER PDS-60: 1

**DATA TERMINATOR**



PLACE IN LAST DMX OUT PORT OF  
POWER/DATA SUPPLY CHAIN

**CAT-5/RJ45 PIN-OUT**



COLOR KINETICS INCORPORATED  
10 MILK STREET, SUITE 1100  
BOSTON, MA 02108  
888 FULL RGB  
617 423 9999  
[WWW.COLORKINETICS.COM](http://WWW.COLORKINETICS.COM)

"FULL SPECTRUM DIGITAL LIGHTING"

**TITLE:**

SYSTEM WIRING DIAGRAM (TYP)

**PRODUCTS:**

CB12 / PDS-60 24V / iPlayer2 / PS60

**DATE:**

DWG. BY: S.D.

SCALE: NTS

**REV:**

PAGE: 1 OF 1