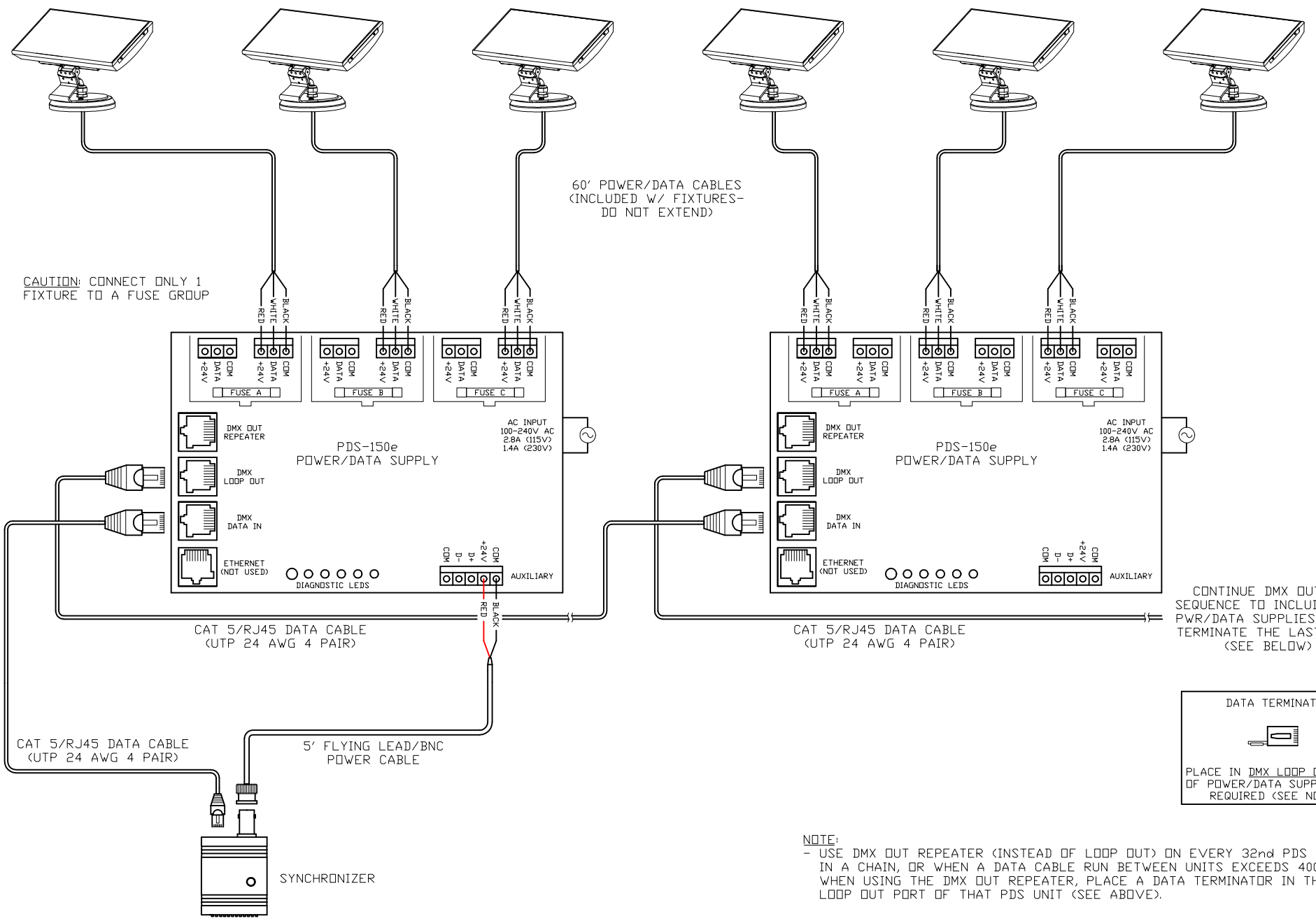


COLORBLAST 12 FIXTURES
(MAX. 3 PER PDS-150e)




CAUTION: CONNECT ONLY 1
FIXTURE TO A FUSE GROUP

60' POWER/DATA CABLES
(INCLUDED W/ FIXTURES-
DO NOT EXTEND)

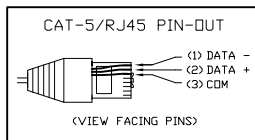
CONTINUE DMX OUT/IN
SEQUENCE TO INCLUDE ALL
PWR/DATA SUPPLIES, THEN
TERMINATE THE LAST UNIT
(SEE BELOW)

DATA TERMINATOR



PLACE IN **DMX LOOP OUT** PORT
OF POWER/DATA SUPPLY WHEN
REQUIRED (SEE NOTES)

NOTE:
- USE DMX OUT REPEATER (INSTEAD OF LOOP OUT) ON EVERY 32nd PDS UNIT
IN A CHAIN, OR WHEN A DATA CABLE RUN BETWEEN UNITS EXCEEDS 400'.
WHEN USING THE DMX OUT REPEATER, PLACE A DATA TERMINATOR IN THE DMX
LOOP OUT PORT OF THAT PDS UNIT (SEE ABOVE).




COLOR KINETICS INCORPORATED
10 MILK STREET, SUITE 1100
BOSTON, MA 02108
888 FULL RGB
617 423 9999
www.COLORKINETICS.COM
FULL SPECTRUM DIGITAL LIGHTING

TITLE: SYSTEM WIRING DIAGRAM (TYP)
PRODUCTS: COLORBLAST 12/PDS-150e/ SYNCHRONIZER

DATE:
DWG. BY: TC
SCALE: NTS
REV:
PAGE: 1 OF 1