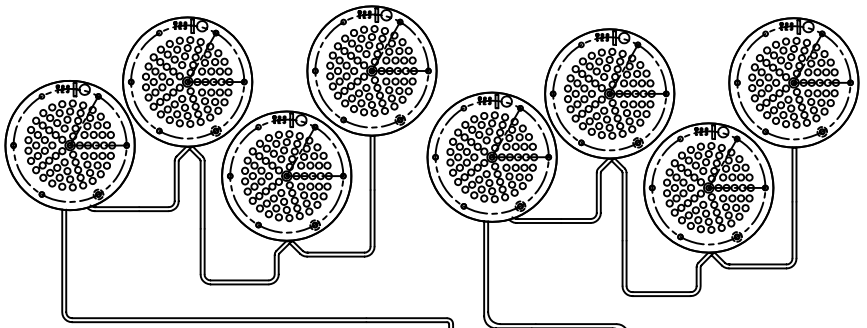


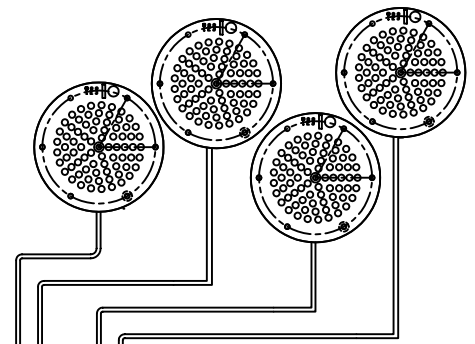
DAISY-CHAIN WIRING METHOD

DLE C-102
(MAX. 12 PER PDS-150e)

HOME-RUN WIRING METHOD

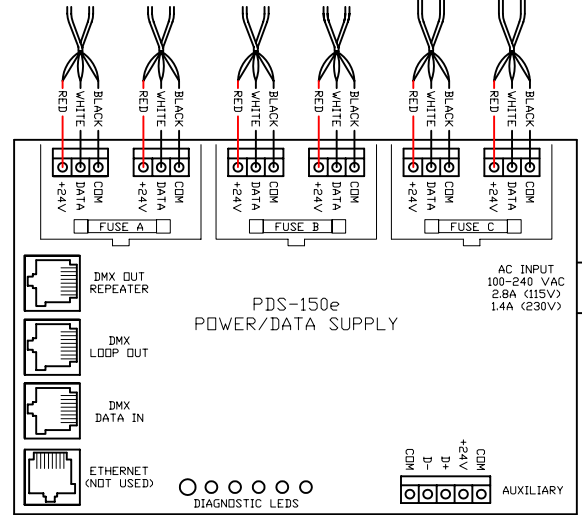
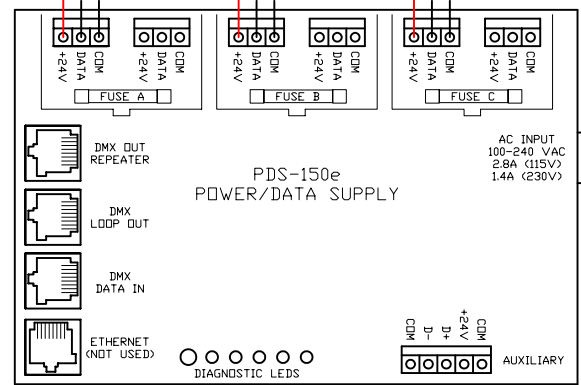
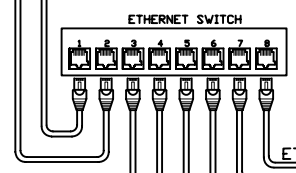
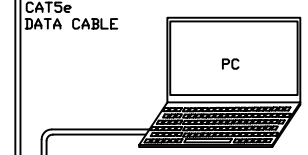
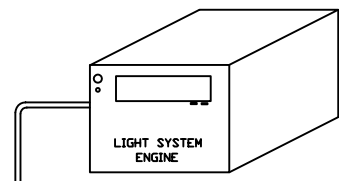


- NOTES:**
- EACH PDS-150e CAN SUPPORT UP TO 12 DLE C-102s.
 - USE 3 CONDUCTOR, 14-18AWG LEAD CABLES FROM PDS-150e TO EACH DLE, OR BETWEEN DLEs (PROVIDED BY OTHERS).
 - TOTAL MAXIMUM COMBINED CABLE LENGTH PER PDS-150e FOR ALL CONNECTED DLEs = 400 FT. (HOME RUNS OR DAISY CHAINED).
 - MAX. SINGLE CABLE RUN FROM PDS-150e TO 1 DLE = 150 FT.
 - IF DAISY CHAINING DLEs, MAX. TOTAL CABLE RUN LENGTH FROM PDS-150e TO LAST DLE IN CHAIN (MAX 4 DLEs PER FUSE GROUP) = 50 FT.

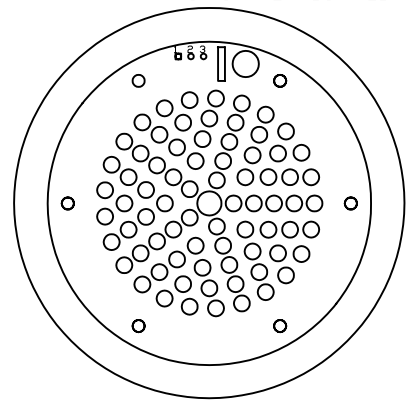


CAUTION: CONNECT ONLY 1 4-DLE CHAIN TO A FUSE GROUP

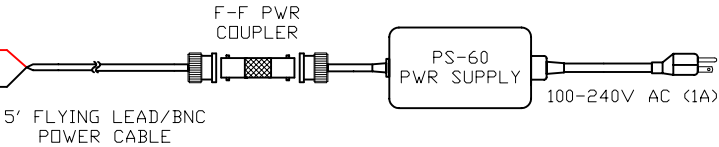
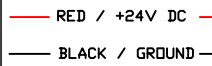
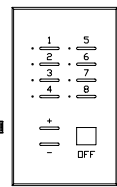
CAUTION: USE ONLY 18AWG WIRES WHEN COMBINING 2 DLEs



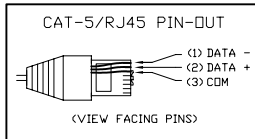
DLE C-102 DETAIL
PIN 1: DC COM (BLACK)
PIN 2: DATA (WHITE)
PIN 3: +24VDC (RED)



CONTROLLER KEYPAD



OUT TO ADDITIONAL PDS UNITS OR OUT TO ETHERNET SWITCH UPTO 3 LEVELS IN TOTAL



COLOR KINETICS INCORPORATED
10 MILK STREET, SUITE 1100
BOSTON, MA 02108
888 FULL RGB
617 423 9999
WWW.COLORKINETICS.COM

FULL SPECTRUM DIGITAL LIGHTING

TITLE: SYSTEM WIRING DIAGRAM (TYP)	DATE:
PRODUCTS: DLE C-102/PDS-150e/LSM/ECK/PS-60	DWG. BY: TC
	SCALE: NTS
	REV:
	PAGE: 1 OF 1