




Burst

Hit the spot—and more

Product Guide

a signify brand

Burst



Exceptional light, precise control,
consistent color, rock-solid
reliability.



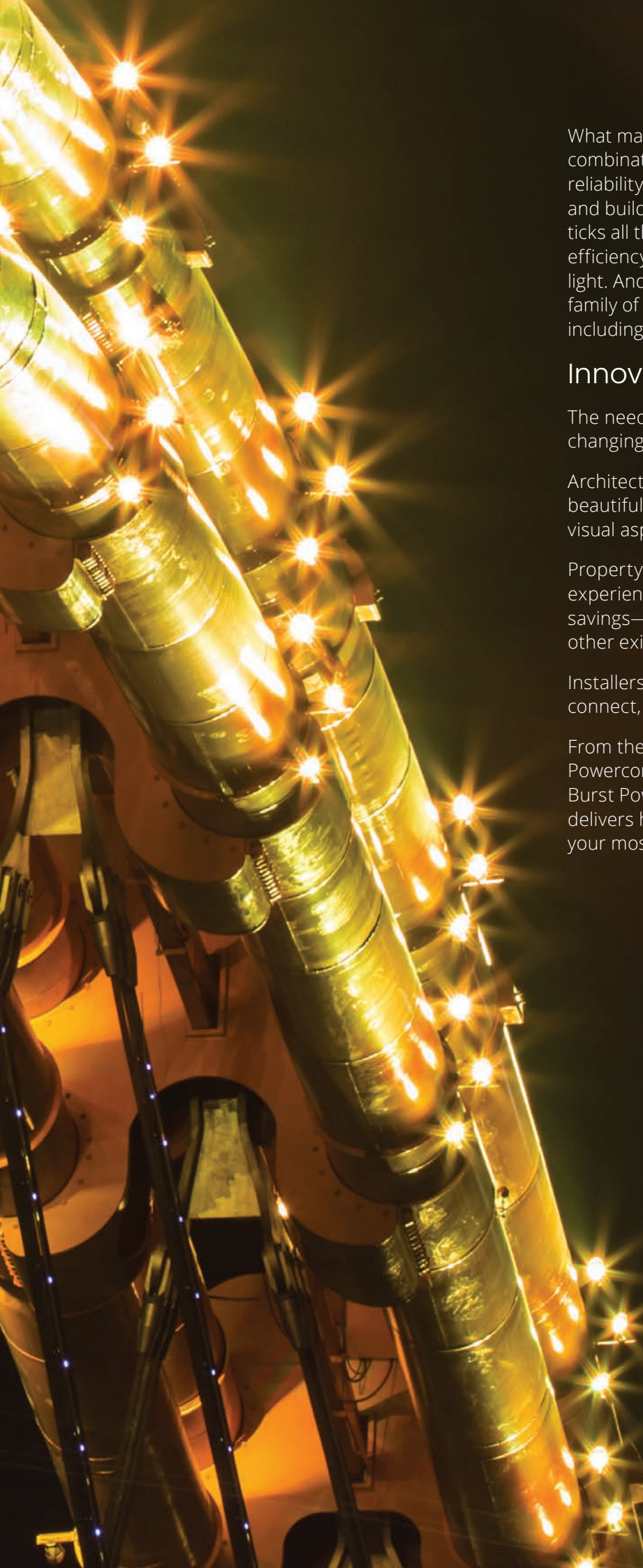
In this guide:

Introducing Burst	02
Design	04
What makes Burst different?	06
Meet the family	08
The technologies	11
Key features	12
The complete solution	14
Burst in action	16
Burst specifications	24

Lighting that hits the spot

Burst luminaires are bringing beautiful, accurate, and bright LED illumination to thousands of installations around the world. Bridges, landmarks, parks, buildings—you name it, Burst lights it.

Photography: © Psstockfoto



What makes the Burst family so popular? A winning combination of high-performance and consistent reliability goes a long way to explaining why designers and building owners choose it time and time again. It ticks all the boxes—high lumen output, exceptional efficiency, color consistency, beam quality and uniform light. And spot lighting is just the beginning. This flexible family of luminaires boasts a variety of capabilities, including flood, grazing and decorative lighting.

Innovation and versatility

The needs of the marketplace are broad and ever-changing, which is why Burst covers all the bases.

Architects and lighting designers: you'll get subtle yet beautiful lighting that highlights the most interesting visual aspects of your building.

Property owners: Get the attention you need while experiencing higher efficiency and even higher energy savings—not to mention complete integration with other existing luminaires and systems.

Installers and contractors: Burst is easy to mount, connect, and control.

From the strong color and tunable white light of Burst Powercore IntelliHue to the consistent white-light of Burst Powercore, eW each member of the Burst family delivers high-quality, brilliant light—so you can bring your most ambitious visions to light.

What makes Burst gen3 different?

New and improved

Why is Burst gen3 so different?

Photography: Signify

High output

Ongoing evolution is about pushing boundaries. When it comes to output, we're going higher and higher with each generation of the Burst family. Burst Powercore gen3 provides high lumen output delivering significant a performance boost verses previous generations.

Four-channel options

Burst Powercore gen3 luminaires provide multiple four-channel options: IntelliHue, and RGBW.

Bright white, clear color

Clean, bright white light and stunning, precision-controlled color light—Burst IntelliHue Powercore luminaires give you the best of both worlds.

High efficiency

Burst gen3 luminaires make sure there's no wasted light, which means no wasted money either. Reliable performance, excellent beam quality, and unrivalled accuracy means light is delivered exactly where you need it.

Color consistency

Chromasync technology takes color consistency to the highest level of precision. Burst gen3 luminaires achieve a color variation of less than 2 MacAdam ellipses (2 SDCM).

Customize with ease

A complete line of Color Kinetics accessories built for Burst gen3 lets you adjust your solution to meet your specific needs.

A Wide Range of Choices

Burst gen3 comes in many light options, and can be fitted with an array of specifically designed accessories.

These light output options all offer unique qualities that can be utilized in different ways, depending on the requirements of your installation. IntelliHue is perfect for dialing in precise and consistent colors across multiple luminaires, while Essential White is the definitive choice for high-quality white light. With so many options, the choice is yours.

IntelliHue

High-quality white light, subtle pastels, and saturated colors, all with unrivaled color accuracy across the entire range of color temperatures.

RGBW

Better-quality white light as compared to RGB.

eW (Essential White)

White light in 3000 K, or 4000 K.

To see which light options are available see the Specifications and Information section at the end of this guide.

Perfect for your project

The Burst gen3 family provides a broad selection of options. All you need to do is choose the solution that’s right for you and your specific goals.

With each member of the Burst gen3 family of luminaires you’re guaranteed exceptional reliability and consistent high performance. However, each has its own unique qualities that would make it a better option for your project. How do you make the right choice? Here’s some more details to make the decision easier.

Burst Powercore gen3, IntelliHue

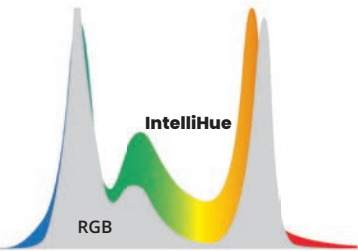
Get tunable white light and precise color in the same luminaire



The combination of Burst luminaires and innovative IntelliHue technology is a powerful one—it delivers the exceptional all-in-one lighting solution that lighting designers have been waiting for. You’ll get higher lumen output, higher CRI, and flawless color mixing.

IntelliHue brings high output & high CRI

IntelliHue luminaires expand the possible output wavelengths significantly—especially when compared with traditional RGB output. And no matter what wavelength you choose, IntelliHue delivers high illuminance.



IntelliHue	
Power consumption	31.3 W
Beam angles	8°, 10°, 20°, 40°, 60°, 80°, 10° x 40°
Lumens	1,555 to 1,860

Burst Powercore gen3, RGBW

The choice is yours



This high-output luminaire performs in whichever application you ask it to, from uplighting and floodlighting to decorative and landscape lighting. The RGBW option lets you unlock the full spectrum of colors and crisp white light.

Burst Powercore gen3, eW

For high intensity white light



When your application requires white flooding these luminaires are the smart choice. Burst Powercore gen3, eW provides white light in 3000 K and 4000 K. There are options for customization, too—we have additional colors available so you can choose the exact shade that matches the effect you wish to create.

	RGBW	eW
Power consumption	31.3 W	27.2 W
Beam angles	8°, 10°, 20°, 40°, 60°, 80°, 10° x 40°	6°, 10°, 20°, 40°, 60°, 80°, 10° x 40°
Lumens	1,366 to 1,645	1,392 to 1,981

Our advanced technologies raise the bar

Color Kinetics is setting new standards for consistency and accuracy by developing advanced technologies that are integrated into our luminaires, including Burst gen3.



Optibin

Our LED optimization technology begins the color consistency process by grouping (or binning) LEDs by flux as well as center wavelength. This proprietary binning optimization process uses an advanced bin selection formula that exceeds industry standards for chromaticity. The result? Higher uniformity and consistency of hue and color temperature for all our luminaires. *Integrated into all Burst gen3 luminaires.*

IntelliHue

Our advanced approach to color mixing produces high-quality white light, subtle pastels, and fully saturated colors in the same precisely controllable luminaire. All with unrivaled color accuracy across the entire range of color temperatures. *Available on Burst gen3 IntelliHue luminaires.*



Photography: Darius Kuzmickas

Chromasync

Our advanced output optimization technology controls and boosts output while ensuring color consistency. When enabled, Chromasync ensures excellent color consistency between luminaires, without manually adjusting color points on each luminaire. And it ensures the same lumen output across all color temperatures. *Integrated into all Burst gen3 luminaires.*

Powercore

Our patented approach to power output proves that simple is better. As well as faster, more efficient, and accurate. Powercore controls power output to luminaires directly from line voltage. It merges line voltage with control data and delivers both over a single standard cable—dramatically simplifying installation and lowering total system cost. *Integrated into all Burst gen3 luminaires.*

To find out how innovative technologies within our advanced luminaires can help you do more, visit www.colorkinetics.com/Learn.

Take a closer look

Housings available in
Architectural or Landscape



Bronze housing
color available
as a special
order.

Standard
1/2 inch
NPS thread.

Safe and dry

An intelligent design prevents water pooling around the luminaire, keeping the light clear and crisp.

Ground-breaking optics

An innovative, redesigned optical system improves the quality of light from each LED, enhancing uniformity, accuracy, and efficiency.



Simplified technology

Our integrated Powercore technology controls power output efficiently and accurately. Data Enabler Pro merges line voltage with control data through a single cable. The result? Dependable power supply, quick, easy installation, and reduced system costs.

Easy customization

Black, gray, white – Burst gen3 Powercore lets you choose from three housing colors to blend seamlessly into your application. You can also add a louver, full glare shield, half glare shield, or mounting arm. Exploring new possibilities is easy with the Burst gen3 collection.

Rugged and durable

Burst gen3 luminaires are cast in heavy-duty aluminium, making them able to withstand harsh conditions. They comply with the ASTM B117 corrosion standard for more than 1,500 hours, and ANSI C136.31-2010 vibration resistance standard.

Input voltage

100 to 277 VAC, auto-ranging, 50/60 Hz via Data Enabler Pro.

Exceptional lighting takes more than a luminaire

To unlock the full potential of your Burst gen3 luminaires, you need the right components to power and control them. Color Kinetics completes your solution with:

Controllers

Our broad line of controllers brings you differing capabilities that match your specific needs, the complexity of your project, and your budget. Our controllers offer the industry-standard DMX protocol, or our proprietary, scalable KiNET protocol for Ethernet networks. Because of addressing limitations, DMX is appropriate for relatively simple installations, or for light shows in which multiple Burst gen3 luminaires operate in unison.

Because it is not subject to DMX addressing limitations, Ethernet is the preferred environment for intricate color-changing light shows. And Burst Powercore gen3 can also be used with third-party controllers.



Power/Data Supplies

We pair each Burst gen3 luminaire with the right Data Enabler Pro, delivering the power and data needed for your project, ensuring exceptional operation, and maximizing run lengths.

Monitoring and Management

Interact Landmark (formerly Philips ActiveSite) is the first-ever cloud-hosted connected lighting system for architectural LED lighting installations. Interact Landmark allows you to remotely monitor, manage, and maintain an installation site from anywhere in the world, using a secure web connection.

Enter the dragon



Photography: Biz Tequilar, Biz Tequilar Agency, partner of Onevoice

The Dragon Bridge in Da Nang, Vietnam, is an awe-inspiring structure linking the city to the airport.

More than 2,500 Color Kinetics LED luminaires team up to create an eye-catching, one-of-a-kind effect—a mesmerizing dragon soaring through the sky, glowing with vivid light. It’s become a true icon of the city, and it’s all thanks to the power and performance of Color Kinetics lighting—including more than 850 ColorBurst Powercore luminaires.

Product	ColorBurst Powercore
Details	Hundreds of ColorBurst luminaires were spaced along the 610 m (2,000 ft) bridge, highlighting each 10 m (33 ft) segment of the bridge

A personalized retail experience



Photography: Signify

Attracting shoppers to Poland's Posnania mall.

Color Kinetics LED technology played its part in attracting more than 40,000 visitors within just four hours of the mall's grand opening. Interactive lighting helps to navigate shoppers around the building, as well as acting as an aesthetically pleasing and comforting backdrop. What's more, this was all achieved while maintaining a sustainable level of electricity consumption.

Product	ColorBurst Powercore gen2, RGBW
Details	Create lighting scenarios throughout the mall and creating emphasis on the building's architecture

Ethereal lighting works miracles



Photography: Signify

One of Europe's oldest and largest Romanesque churches gets a new lease of life.

The Saint-Gertrudis Church in Nijvel, Belgium, required a lighting solution that would provide exceptional light while requiring little maintenance. The answer was a series of eW Burst Powercore luminaires featured in the aisles, doorways, and arches of this stunning building, highlighting beautiful architectural accents throughout and creating a welcoming ambiance.

Product	eW Burst Powercore
Beam Angle	10°
Details	Various spacing to illuminate the two main entrances, aisles, arches, chancel, and works of art

A glowing tribute



Photography: Signify

The Çanakkale Martyrs' Memorial in Çanakkale, Turkey, honors the memory of the 253,000 Turkish soldiers who lost their lives during World War I.

The trees which line the pathway approaching the memorial are adorned with ColorBurst Powercore luminaires, illuminating the way to this sacred and touching tribute. The lighting is an important aspect of a beautiful yet sobering display and creates an emotional setting for visitors.

Product	ColorBurst Powercore
Beam Angle	10°x40°
Details	Luminaires located along the pathway leading to the monuments

A deserved encore for run-down theatre



Photography: Courtesy of Troxy, London

Since opening its doors in 1933, The Troxy Theatre in London, UK, had lost some of its glamour and pizzazz.

The use of Color Kinetics LED lighting has helped return The Troxy Theatre to its former glory, with ColorBurst Compact Powercore luminaires emitting a unique and brilliant blue light that washes the building's elaborate façade without overpowering the attractive features.

Product	ColorBurst Compact Powercore
Beam Angle	10°
Details	Luminaires located inside and outside this historic theater

Abandoned palace gets royal renovation



Photography: Ammar Keylani

Cairo's Baron Palace had been neglected for years and was in dire need of a makeover.

As a Hindu structure in a primarily non-Hindu city, Baron Palace's unusual and unique features had spent a long time being unappreciated. Now, the bold and beautiful building is being shown in its best light by eW Burst Powercore luminaires. Not only does the palace now bask in high-quality white light, but the switch to LED has resulted in energy savings of around 80%.

Product	eW Burst Powercore
Beam Angle	20°
Details	Various spacing to illuminate architectural details

Europe's largest living wall



Photography: Red Shift Photography

Birmingham, UK's Green Wall creates a remarkable experience for passers-by.

The Green Wall, an icon of Snow Hill Station, stretches a huge 2,000 square feet (604 square meters) and features an array of living, breathing plants. iW Burst Powercore luminaires from Color Kinetics add visual interest to the textured wall, creating a stunning shimmering effect when the sun goes down.

Product	iW Burst Powercore
Beam Angle	20°
Details	Uplighting textured panels

An elegant city hall



Photography: Red Shift Photography

Color Kinetics LED lighting adds even more sophistication to Belfast's iconic city hall.

The Belfast City Hall has dominated the Northern Irish capital's skyline since its opening in 1906, and its lawns and gardens are a popular attraction for visitors. Upgrading to LEDs has not only enhanced energy efficiency and improved aesthetics, but the clean, clear white light adds an element of importance and grandeur to a building which regularly hosts some of the city's top officials.

Product	ColorBurst Powercore
Beam Angle	10°, 20°, 10° x 40°
Details	Various spacing to illuminate architectural details

Specifications and information

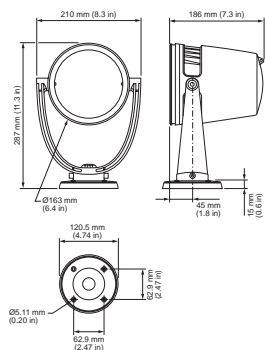
Products	Power consumption	Lumens	Efficacy lm/w	CRI
Burst Powercore gen3, IntelliHue	31.3 W	1,555 to 1,860	49.3 to 59.1	@ 2700 K - 79.5 @4000 K - 82.1
Burst Powercore gen3, RGBW	31.3 W	1,366 to 1,645	43.7 to 52.3	-
Burst Powercore gen3, eW	27.2 W	1,392 to 1,981	51.3 to 74.2	81.6

General information

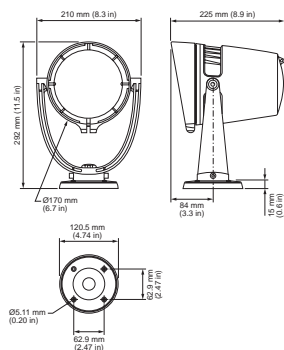
Beam Angles	8° native (6° native eW) 10°, 20°, 40°, 60°, 80°, 10° x 40°
LED Channels	IntelliHue—Red/Green/Blue/Mint White RGBW—Red/Green/Blue/White eW—3000 K, or 4000 K
Input Voltage	100 to 277, auto-ranging, 50/60 Hz
Housing Material	Die-cast aluminium, powder-coated finish
Lens	Clear tempered glass
Approbations	UL/cUL, FCC Class A, CE, PSE, CQC, RCM
Environment	Dry/Damp/Wet Location, IP66
Weight	Architectural—5.5 kg (12.1 lb) Landscape—3.5 kg (7.7 lb)
Dimensions	Architectural—287 x 210 x 186 mm (11.3 x 8.3 x 7.3 in) Landscape—272 x 163 x 185 mm (10.7 x 6.42 x 7.28 in)

Dimensions

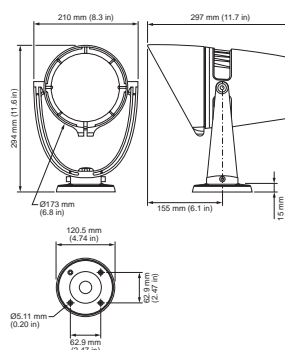
Burst gen3 Architectural



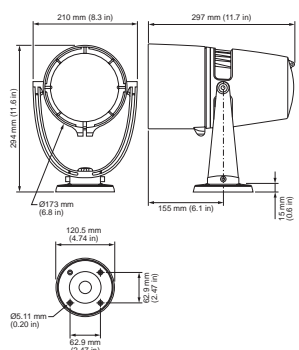
With Trim Ring



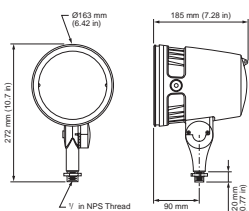
With Half Glare Shield



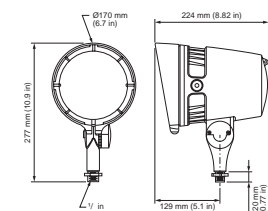
With Full Glare Shield



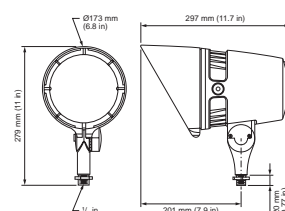
Burst gen3 Landscape



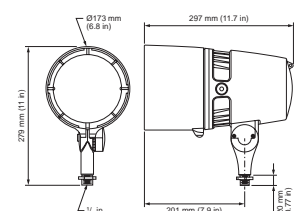
With Trim Ring



With Half Glare Shield



With Full Glare Shield



For further information

Complete details of every family, including part numbers, installation instructions, specification sheets, .ies files, and product drawings, can be found on the respective product pages.



**Burst Powercore gen3,
IntelliHue**



**Burst Powercore gen3,
RGBW**



**Burst Powercore gen3,
eW**

Configuration and planning

Regardless of the size and complexity of your installation, the planning time you spend up front can help streamline the installation and configuration of your luminaires. Keep these points in mind as you plan your installation:

Create a lighting design plan that identifies and locates all luminaires, Data Enabler Pro devices, and controllers. Use **Configuration Calculator** to determine how many luminaires you can install in a single run, and the maximum distances between Data Enabler Pro devices, luminaires, and controllers.

Burst Powercore gen3 luminaires operate in 8-bit mode by default. To Address luminaires, including switching between 8-bit mode and 16-bit mode, by downloading **QuickPlay Pro 2**.

Determine whether to address luminaires and configure your lighting system offline or interactively. With offline configuration, you stage and configure your system off-site, prior to installation. Offline configuration can be convenient when luminaires are to be installed in multiple locations or locations with difficult access. Interactive configuration is typically performed by an experienced technician, after luminaires have been installed. The interactive method can save time, since you only connect and test your luminaires once.

Accessories

Item	Item Number	Item 12NC
Architectural Mounting Arm, for use with Blast, Graze, Graze Compact, Burst Architectural, Medium, gray	120-000206-01	912400136643
Architectural Mounting Arm, for use with Blast, Graze, Graze Compact, Burst Architectural, Short, gray	120-000206-00	912400136642
Architectural Mounting Arm, for use with Blast, Graze, Graze Compact, Burst Architectural, Long, gray	120-000206-02	912400136644
Burst Powercore gen2/gen3 Full Glare Shield, White	120-000189-30	912400135459
Burst Powercore gen2/gen3 Full Glare Shield, Gray	120-000189-28	912400135457
Burst Powercore gen2/gen3 Full Glare Shield, Black	120-000189-29	912400135458
Burst Powercore gen2/gen3 Half Glare Shield, White	120-000189-26	912400135455
Burst Powercore gen2/gen3 Half Glare Shield, Black	120-000189-25	912400135454
Burst Powercore gen2/gen3 Half Glare Shield, Gray	120-000189-24	912400135453
Burst Powercore gen2/gen3 Honeycomb Louver, Black	120-000189-17	912400133471
Burst Powercore gen2/gen3 Spread Lens, 10°	120-000189-18	912400135371
Burst Powercore gen2/gen3 Spread Lens, 10°x40°	120-000189-16	912400133446
Burst Powercore gen2/gen3 Spread Lens, 60°	120-000189-14	912400133444
Burst Powercore gen2/gen3 Spread Lens, 40°	120-000189-13	912400133443
Burst Powercore gen2/gen3 Spread Lens, 20°	120-000189-12	912400133442
Burst Powercore gen2/gen3 Spread Lens, 80°	120-000189-15	912400133445
Burst Powercore gen2/gen3 Trim Ring, White	120-000189-22	912400135451
Burst Powercore gen2/gen3 Trim Ring, Black	120-000189-21	912400135450
Burst Powercore gen2/gen3 Trim Ring, Gray	120-000189-20	912400135449
Wiring Compartment, 4 in Diameter, Silver/Gray Housing (UL/cUL)	106-000011-32	910503704149
Wiring Compartment, 4 in Diameter, Black Housing (UL/cUL)	106-000011-30	910503704147
Wiring Compartment, 4 in Diameter, White Housing (UL/cUL)	106-000011-31	910503704148
Wiring Compartment, 4 in Diameter, Silver/Gray Housing (CE)	106-000011-42	910503703277
Wiring Compartment, 4 in Diameter, Black Housing (CE)	106-000011-40	910503703275
Wiring Compartment, 4 in Diameter, White Housing (CE)	106-000011-41	910503703276
DM-1000 0-10 V ELV Dimmer, UL	109-000036-00	912400135916

© 2024 Signify Holding. All rights reserved. The information provided herein is subject to change, without notice. Signify does not give any representation or warranty as to the accuracy or completeness of the information included herein and shall not be liable for any action in reliance thereon. The information presented in this document is not intended as any commercial offer and does not form part of any quotation or contract, unless otherwise agreed by Signify.

All trademarks are owned by Signify Holding or their respective owners.



www.colorkinetics.com